

National Institute of Fashion Technology Entrance Examination NIFTEE - 2026

INFORMATION BULLETIN

Undergraduate Programmes
Postgraduate Programmes
Doctoral Programmes

LAST DATE FOR REGISTRATION
6 January 2026

ENTRANCE EXAM FOR UG/PG
8 February 2026

EXAMINATION
CENTRES IN

100

CITIES PAN INDIA

APPLY ONLINE AT

<https://exams.nta.nic.in/niftee/>
<https://nta.ac.in>, <https://nift.ac.in/>



NATIONAL TESTING AGENCY

Vision

The right candidates joining best institutions will give India her demographic dividend.

Mission

To improve equity and quality in education by administering research based valid, reliable, efficient, transparent, fair and international level assessments. The best subject matter experts, psychometricians and IT delivery and security professionals will ensure that the current gaps in existing assessment systems are properly identified and bridged.

Core Values

NTA will create a system which will promote teaching (by teachers), learning (by students) and assessment (by parents and institutions). NTA strongly believes in quality, efficiency, effectiveness, equity and security of assessments. To practice these values, NTA will constantly engage with its stake holders, viz. students, parents, teachers, experts and partner institutions.

Contents		Page No.
Important Information and Dates at a Glance		4-11
Chapter 1:	Introduction about NTA And NIFT Entrance Examination	12-13
Chapter 2:	Eligibility Criteria	14-19
Chapter 3:	Scheme of Examinations	20-26
Chapter 4:	Reservation and Facility for PWD Candidates	27-32
Chapter 5:	Registration and Application Process	33-39
Chapter 6:	Choice of Cities	40
Chapter 7:	Admit Card, Instructions and Prohibited Materials	41-44
Chapter 8:	Unfair Means Practices	45-46
Chapter 9:	Procedure of Declaration of Result	47-48
Chapter 10:	General / Miscellaneous Provisions	49
Chapter 11:	Query Redressal System /Correspondence With NTA	50
List of Annexures		
Annexures-I:	Payment of Exam Fee – Procedure/Mode/Service Provider (S), Services Charges and Helpdesk	51-52
Annexure-II:	Syllabus and Scheme of Examination [Component of NIFT Entrance Examination Kindly Refer Prospectus Page No. 131 To 136 (GAT, CAT, Situation Test and Personal Interview)]	53
Annexure-III:	List of Exam Cities for NIFT Entrance Examination -2026	54-55
Annexure-IV:	Certificate Regarding Physical Limitation to Write in An Examination	56
Annexure-V:	Letter of Undertaking for Using Own Scribe	57
Annexure-VI:	Certificate for Person with Specified Disability Covered Under the Definition of Section 2 (S) Of the RPwD Act, 2016 But Not Covered Under the Definition of Section 2(R) Of the Said Act, I.E. Persons Having Less Than 40% Disability and Having Difficulty in Writing	58
Annexure-VII:	Letter of Undertaking by the Person with Specified Disability Covered Under the Definition of Section 2 (S) Of the RPwD Act, 2016 But Not Covered Under the Definition of Section 2(R) of the Said Act, I.E. Persons Having Less Than 40% Disability and having Difficulty in Writing	59
Annexure-VIII:	Attestation Form (For ‘Result Awaited’ Candidates Only)	60
Annexure-IX:	Format of OBC Certificate	61-62
Annexure-X:	Format of SC/ST Certificate	63-64
Annexure-XI:	Format of EWS Certificate	65
Annexure-XII:	Procedure for Appearing in Computer Based Test (CBT)	66-68
Annexure-XIII:	Replica of Application Form	69

LIST OF ABBREVIATIONS

CBT	Computer Based Test
PBT	Paper Based Test
B. Des.	Bachelor of Design
B.F. Tech.	Bachelor of Fashion Technology
M. Des.	Master of Design
M.F.M	Master of Fashion Management
M.F. Tech.	Master of Fashion Technology
EWS	Economically Weaker Section
GoI	Government of India
MCQ	Multiple Choice Question
NDA	Non-Disclosure Agreement (NDA)
NEGP	National e-Governance Plan (NeGP)
NIFT	National Institute of Fashion Technology
NTA	National Testing Agency
OBC-NCL	Other Backward Classes- Non-Creamy Layer
PwD	People with Disabilities
QRS	Query Redressal System
RPwD	The Rights of Persons with Disabilities Act, 2016
SC	Scheduled Castes
ST	Scheduled Tribes
UPI	Unified Payment Interface (UPI)
UR	Unreserved
UT	Union Territory
VLE	Village Level Entrepreneur

IMPORTANT INFORMATION AND DATES AT AGLANCE

(Please refer to NIFT Prospectus for details)

Dates, Fee Details and Application Procedure for Entrance Examinations for

UG Programmes - Bachelor of Design (B. Des.), Bachelor of Fashion Technology (B. F. Tech.), PG Programmes - Master of Design (M. Des.), Master of Fashion Management (M.F.M.), Master of Fashion Technology (M.F.Tech.) (Regular) and NLEA (NIFT Lateral Entry Admission (NLEA) - B. Des. (NLEA) - B. F. Tech. (NLEA) for NIFT Admissions – 2026.

Activity	Tentative Date(s)
Online registration and submission of Application Form through NTA Website: https://exams.nta.nic.in/niftee/	08 December 2025
Last date for submission of application as per the applicable fee	06 January 2026
Last date for submission of application with late fees of ₹ 5000/- (in addition to the applicable application fee)	07 to 10 January 2026
Correction in the Particulars of Application Form online only	12 to 14 January 2026
Advance City Intimation Slip	To be announced later on website.
Downloading of Admit Card by the Candidate from NTA Website	To be announced later on website
Mode of Examination	Computer Based Test (CBT) - GAT Paper Based Test (PBT) – CAT
Date of Entrance Examination	8 February 2026 (Sunday)
Centre, Date and Shift of NIFT Entrance Examination – 2026	As mentioned on the Admit Card
Display of Recorded Responses and Answer Keys	Will be announced later on website
Declaration of Result on NTA & NIFT Websites	Will be announced later on website
Website(s)	https://exams.nta.nic.in/niftee/ , www.nta.ac.in , www.nift.ac.in

Bachelor of Design (B. Des.) - Artisan Category

Activities	Timeline
Online Registration	08 December 2025
Last date for Online Registration	28 February 2026
Admit Card (Online only)	To be announced later on website
Artisan Skill Test and Personal Interview	April 2026
Declaration of Final Result (Online)	April 2026
Seat Allocation*	May/June 2026

* To be done by NIFT

UG / PG Programmes - NRI/Foreign National/OCI/PIO/SAARC

Activities	Timeline
Online Registration	08 December 2025
Last date for online registration	30 April 2026
Last date to receive SAT / GMAT / GRE Scores	30 April 2026
Seat allotment and payment of fees*	May/June 2026

**Through NIFT*

Ph.D. Programme

Activities	Timeline
Online Registration	08 December 2025
Last date for Online Registration	28 February 2026
Admit Card (Online only) *	April 2026
Entrance Examination*	April /May 2026
Declaration of Entrance Examination (Online)*	May 2026
Research Proposal, Presentation and Interview*	May/June 2026
Declaration of Final Result*	Last week of June 2026

**To be done by NIFT*

**These dates are tentative. Notification with final dates will be published on NIFT website i.e. www.nift.ac.in. Admit Card, Results and seat allocation schedule will be available on NIFTs website only. No separate communication will be sent by post. Candidates to check website regularly for updates.*

Fee Payable for NIFT Entrance Examination- 2026

(Debit / Credit Card / UPI or Internet Banking through any of the payment gateway of Canara

Category	Application Fee (in ₹)
Open / Open-EWS/OBC(NCL)* <i>(for either B.Des. or B.F. Tech. or MFM or M. Des. or M.F.Tech. or Ph.D.)</i>	₹ 2000
SC / ST / PwD <i>(for either B. Des. or B.F. Tech. or MFM or M. Des. or M.F.Tech. Ph.D.))</i>	₹ 500
Open/Open-EWS/OBC (NCL) applying for two programmes i.e. B.F.Tech. and B.Des. or M.F.M. and M.Des.	₹ 3000
SC / ST / PwD applying for two programmes i.e. B.F. Tech. and B. Des. or MFM and M. Des.	₹ 750
NRI/Foreign National/OCI/PIO/SAARC (for UG / PG Programmes)	₹ 11100

Note:

- *An applicant can apply for payment through net-banking/debit/credit card/UPI.*
- *Service charges of the concerned Bank/ Payment Gateway Integrator, as applicable, will be borne by the candidate.*
- *Applicants are advised to read Payment instructions carefully before paying the application fee.*

**OBC (Other Backward Classes)-NCL (Non-Creamy Layer) as per the Central List of Other Backward Classes available on the website of National Commission for Backward Classes. The candidates falling in this list may mention OBC in the Category Column.*

State list OBC Candidates who are not in OBC-NCL (Central List) may choose Open (EWS) in case they fulfill the prescribed requirement for the same along with EWS (Open) Certificate.

Entrance Examination, General Ability Test (GAT) - Computer Based Test (CBT) and Creative Ability Test (CAT) - Paper Based Test (PBT) for all UG and PG Programmes

Programmes	Test	Examination Time
Bachelor of Design	GAT	10:00 AM to 12:00 Noon
	CAT	03:00 PM to 06:00 PM
Bachelor of Design (NLEA)	GAT	10:00 AM to 12:00 Noon
Bachelor of Fashion Technology	GAT	10:00 AM to 01:00 PM
Bachelor of Fashion Technology (NLEA)	GAT	10:00 AM to 01:00 PM
Bachelor of Fashion Technology and Bachelor of Design	GAT	10:00 AM to 01:00 PM
	CAT	03:00 PM to 06:00 PM
Master of Design	GAT	10:00 AM to 12:00 Noon
	CAT	03:00 PM to 06:00 PM
Master of Fashion Management	GAT	10:00 AM to 01:00 PM
Master of Fashion Management and Master of Design	GAT	10:00 AM to 01:00 PM
	CAT	03:00 PM to 06:00 PM
Master of Fashion Technology	GAT	10:00 AM to 01:00 PM

Candidates can apply for **NIFT Entrance Examination – 2026** through “Online” mode only.

- The candidate must carefully read the Instructions (including how to fill up Application Form online) given in the Information Bulletin available on the NIFT / NTA Website. Candidates not complying with the Instructions shall be summarily disqualified.
- Submission of Online Application Form may be done by accessing NTA website <https://exams.nta.nic.in/niftee/> Application Form in any other mode will not be accepted.
- Only one application should be submitted by a candidate.** The candidates may refer to the Prospectus for the choice of programme.
- Candidates must ensure that **e-mail Address** and **Mobile Number** provided in the **Online Application Form are their own** as all information/ communication, if required, will be sent by NTA through e-mail on the **registered e-mail address or SMS on registered Mobile Number only**.
- Instructions for filling in an Online Application Form:
 - ❖ Download Information Bulletin and Admissions Guidelines and read the same very carefully regarding eligibility and procedure / documentation required for filling in the Online Application Form.
 - ❖ **Follow the steps given below to Apply Online:**

Step-1: Register for the Online Application Form and note down the system-generated Application Number. The candidate should provide the required details while filling the Online Application Form and he/she is also required to create PASSWORD and choose Security Question and enter his/her Answer. After successful submission of the personal details, an Application Number will be generated and it will be used to complete the remaining Steps of the Application Form and will also be required for all future reference/correspondence. **The generated Application Number will be used/referred for both Sessions of NIFTEE 2026.** For subsequent logins, the candidate will be able to login directly with the respective system generated Application Number and created Password by him/herself.

Step-2: The Candidates can log in with the system-generated Application Number and pre-created Password for completing the Application Form including filling up of personal details, applying for the Programme, choosing the Examination Cities, providing the details of Educational Qualifications and uploading the images and documents (*as applicable*). The candidate will have to upload his/her live photograph at the time of filling of the application form and will also have to upload his/her Scanned Images of Photograph (jpeg/jpg), Signature, and PwD/PwBD Certificate (wherever applicable).

The recent passport size photograph should be in colour with 80% face (without mask) visible including ears against white background.

- i. A recent **colour** photograph (JPG format, size 10 - 200Kb) in which face shall occupy 80% of the image, with full face (without mask), both ears clearly visible against white background.
- ii. *Signature file should be JPG/JPEG format (clearly legible) between 10 kb to 30 kb.*
- iii. *Scanned copy of Identity Proof (for those candidates who will verify their identities through methods other than Aadhaar or DigiLocker) should be in format JPG/JPEG between 10 kb to 200 kb (clearly legible).*
- iv. *Scanned copy of Disability/UDID certificate should be a pdf between 50 kb to 300 kb (clearly legible), wherever applicable.*

Step-3: After completing Step 1 and 2, the candidates have to pay the requisite examination fees. Pay prescribed fee **through Net Banking / Debit Card / Credit Card or UPI** and keep the **proof of payment** (fees paid) for future reference. Processing charges and GST as applicable are chargeable to the candidates (in addition to the examination fees) by the concerned Bank/Payment Gateway Integrator.

After successful payment, candidate will be able to print the Confirmation Page. In case the Confirmation Page is not generated after payment of fee then the transaction is cancelled and the candidates have to approach the concerned bank for refund of amount. However, the candidate has to make another payment/transaction, in case the Confirmation Page is not generated. Any such cases of multiple payments (if any), will be reconciled by the NTA after the declaration of final result and will be refunded to the concerned candidates.

- ❖ Download, save and print multiple copies of Confirmation Page after successful remittance of fee and keep copies safely for future reference.

All the 3 Steps can be done together or separately.

Important Instruction about PASSWORD:

During online form filling, the candidate will be required to choose PASSWORD and Security Question and its Answer. The candidate is advised to record/remember his/her password for all

future logins. For subsequent logins, the candidate will be able to login directly with his/her respective system-generated Application Number and the chosen Password. The candidate is advised not to disclose or share his/her password with anybody. Neither NTA nor NIC will be responsible for the violation or misuse of the password of a candidate. Candidates can change their passwords after login, if desired. Candidates should remember to log out at the end of their session so that the particulars of the candidate cannot be tampered with or modified by unauthorized persons.

The Password must be created as per the following policy.

- i. Password must be 8 to 13 characters long.*
- ii. Password must have at least one Upper case alphabet.*
- iii. Password must have at least one Lower case alphabet.*
- iv. Password must have at least one numeric value.*
- v. Password must have at least one special character (!@#\$\$%^&*~)*

How to reset Password: The following options are available to reset Password

- i. Using Security Question and its Answer you have chosen during Form filling.*
- ii. Using a verification code sent via text message (SMS) to the Registered Mobile number.*
- iii. Using a reset link sent via Email to your Registered Email address.*

The Application Number printed on the computer-generated Confirmation Page must be mentioned in all such correspondences. It is therefore essential to note down the application number printed on the Confirmation Page.

Note:

- (i) NTA reserves the right for verification of the candidate's details and photographs.** Candidates are advised to update their details on Aadhaar Card with their recent Photograph, Name, Date of Birth, Gender, Address etc. (for updating in Aadhaar, please follow UIDAI Guidelines).
- (ii) For capturing Live Photograph,** candidates should switch on their camera or connect their webcam to the device used for filling the Application Form. If your device does not support a webcam, **QR code** on the right can be scanned by the candidate using a mobile device/tablet etc. Candidates should ensure there is a light-colored background with proper lighting, and clear face visibility (including ears, without a mask).
- (iii) For PwD/PwBD candidates, the details of the UDID Card as uploaded will be verified from UDID portal of the Department of Empowerment of Persons with Disabilities (DePwD). Those who do not have UDID Card should upload Disability Certificate in the proper format and the same may be verified by NTA from the issuing authority.**
- (iv) The Candidate has to upload his/ her own photograph, signature, and certificate(s) as mentioned above (and not of anybody else) in a correct/proper manner, as the facility for**

correction will not be given in the future. In case, it is found at any time in the future that the Candidate has used/uploaded the photograph, signature, and certificate(s) of someone else in his/her Application Form/admit card, or he/she has tampered his/her Admit Card/Result/Scorecard, these acts of the candidate shall be treated as Unfair Means (UFM) Practices and treated with suitable actions as contemplated under the provisions of the Information Bulletin relating to Unfair Means Practices.

6. After submission of the Online Application Form (successful completion of all Steps), the Confirmation Page of the Application Form, should be downloaded and a printout of the same to be retained for future reference. The Confirmation Page of the online Application Form will be generated **only after successful payment made by the Candidate.**

In case the Confirmation Page is not generated after payment of the prescribed Fee, the candidate should approach the concerned Bank/Payment Gateway integrator (at the helpline number and email given in **Annexure-I** of the Information Bulletin), for ensuring the successful payment.

Despite of the above, if successful transaction is not reflected on the Portal, it means transaction is not complete and candidate may pay second time and ensure OK status. However, any duplicate payment received from the candidate by NTA in course of said transactions will be refunded (through the same payment mode on which the duplicate payment is received), after fee reconciliation with banks by NTA.

7. **Information such as his/her name, contact details / address, category, PwD status, educational qualification details, date of birth, choice of exam cities, etc. provided by the candidate in the online Application Form will be treated as final.** Any request for change in such particulars after the closure of correction period will not be considered by NTA.
8. ***NTA does not edit/modify/alter/delete any information entered by the candidate under any circumstances. Any request for a change in information will not be entertained. Therefore, candidates are advised to exercise utmost caution for filling up correct details in the Application Form. Requests for corrections made by any candidate through Post/Fax/ WhatsApp/ Email/ by hand will not be entertained by NTA.***
9. *Candidates must ensure that their email address and mobile number registered on their online Application Form are their own, as relevant/important information/communication will be sent by NTA through e-mail on the registered e-mail address and/or through SMS on registered mobile number only. NTA shall not be responsible for any non-communication/miscommunication with a candidate in the email address or mobile number given by him/her other than his/her own.*
10. *NTA disclaims any liability that may arise to a candidate(s) due to incorrect information provided by him/ her in his/her online Application Form. Hence Candidates are advised to ensure that their email address and mobile number are active and functional so as to get all updates from NTA timely.*

11. Candidates are advised to visit the NTA Website and check their e-mails regularly for latest updates.
12. **Role of NTA** is confined to registration of candidates, Exam Conduction, display of Answer Keys, Inviting Challenges and Declaration of Results.

Notes:

- i. The final submission of Online Application Form will remain incomplete if Step-3 is not completed. Such forms will stand rejected and no correspondence on this account will be entertained.
- ii. **No request for a refund of the fee once remitted by the candidate will be entertained by NTA under any circumstances.**
- iii. The entire application process for NIFT Entrance Examination for Admissions - 2026 is online, including uploading of scanned images, payment of fees, and printing of Confirmation Page, Admit Card, etc.
- iv. Usage of Data and Information: *NTA/NIFT/Government of India can use the data provided by the End Users (test taker in this case) for internal purpose(s) including training, research and development, analysis and other permissible purpose(s). However, this information is not for use by any third party or private agency for any other use.*

Notes:

1. Candidates are NOT allowed to carry Instruments, Handbag, Purse, any kind of Paper/Textual material (printed or written material), Eatables (loose or packed), Mobile Phone/Earphone/Microphone/Pager, Calculator, Docu Pen, Slide Rules, Log Tables, Camera, Tape Recorder, Electronic Watches with facilities of calculator, any metallic item or electronic gadgets /devices in the Examination Hall/Room. Smoking, chewing gutka, spitting etc. in the Examination Room /Hall is strictly prohibited.
2. Possession by a candidate of any of the above-mentioned items will be treated as an act of Unfair Means and may lead to cancellation of his/her candidature in the Examination and may also involve debarring the candidate for future Examination(s) conducted by NTA.
3. Candidates are requested to fill the Application Form very carefully. No corrections will be permitted once the Application Form is submitted.

Candidates are advised to carry only following items with them into the examination venue:

- i. Admit Card along with a duly filled Self Declaration (Undertaking) downloaded from the NTA Website (a clear printout on A4 size paper).
- ii. A simple transparent Ball Point Pen.
Candidates appearing for CAT also need to carry their Colouring and Drawing material. For CAT a physical Question Booklet with space for responses will be provided at the Centre.
- iii. **02 Additional photograph** (same as uploaded on the Online Application Form) to be pasted on the attendance sheet in examination Room/ Hall.
- iv. Any one of the authorized photo IDs (must be original, valid, and non-expired) – College Identity Card with photograph/ PAN Card/ Driving License/ Voter ID/ Passport/Aadhaar Card (With photograph)/E-Aadhaar with photograph/ Ration Card with photograph/ Bank Passbook with Photograph.
- v. PwD certificate and UDID issued by the authorized medical officer, if claiming the relaxation under PwBD category.
- vi. Personal transparent water bottle.
- vii. Sugar tablets/fruits (like banana/apple/orange) in case the candidate is diabetic.

CHAPTER 1 INTRODUCTION ABOUT NTA AND NIFT

1.1. About National Testing Agency (NTA)


The Ministry of Education (MoE), Government of India (GoI) established the National Testing Agency (NTA) as an independent, autonomous, and self-sustained premier testing organization under the Societies Registration Act (1860) for conducting efficient, transparent, and international standardized tests in order to assess the competency of candidates for admission to premier higher education institutions with a mission to improve equity and quality in education by developing and administering research-based valid, reliable, efficient, transparent, fair and international level assessments.

NTA has created a system that promotes teaching (by teachers), learning (by students), and assessment (by parents and institutions). NTA strongly believes in the quality, efficiency, effectiveness, equity, and security of assessments. To practice these values, NTA is constantly engaging with its stakeholders, viz. students, parents, teachers, experts, and partner institutions.

The objectives of NTA, *inter alia*, include:

1. *To conduct efficient, transparent, and international standardized tests in order to assess the competency of candidates for admission.*
2. *To undertake research on educational, professional, and testing systems to identify gaps in the knowledge systems and take steps for bridging them.*
3. *To produce and disseminate information and research on education and professional development standards.*

The National Testing Agency (NTA) has been entrusted by the National Institute of Fashion Technology (NIFT), with the task of conducting the **NIFT Entrance Examination for Admissions into UG, PG and Ph.D. Programmes in the year 2026.**



1.2 About National Institute of Fashion Technology (NIFT)

Set up in 1986, NIFT is the pioneering Institute of Fashion Education in the country and has been in the vanguard of providing professional human resources to the textile and apparel industry. It was made a statutory institute in 2006 by an Act of the Indian Parliament with the President of India as 'Visitor' and has full-fledged **20 campuses** across the country. Over the years NIFT has also been working as a knowledge service provider to the Union and State governments in the area of design development and positioning of handlooms and handicrafts.

The fashion industry is undergoing rapid transformation, and the National Institute of Fashion Technology (NIFT) stands at the forefront of this evolution, preparing students to lead with a blend of tradition and innovation. With over three decades of excellence, NIFT integrates India's rich textile heritage with cutting-edge global practices, offering students exposure to live industry projects, internships, and collaborative research. Supported by a dedicated faculty of scholars and industry experts, NIFT ensures a world-class education rooted in Indian culture. Aspiring fashion professionals are invited to shape the future of fashion at NIFT, where creativity meets opportunity.

CHAPTER 2
ELIGIBILITY CRITERIA

2.1. For Entrance Examinations for UG and PG Programmes (Regular, NLEA, Artisans) and Ph.D. for NIFT Admissions –2026

Program	Specialisation
Bachelor Programmes (B.DES. 4 Years)	Fashion Communication (FC)
	Accessory Design (AD)
	Fashion Design (FD)
	Knitwear Design (KD)
	Leather Design (LD)
	Textile Design (TD)
	Fashion Interiors (FI)
Bachelor Programmes (B.F. TECH. 4 Years)	Bachelor of Fashion Technology (Apparel Production)
Master Programmes	Master of Design (M.DES)
	Master of Fashion Management (MFM)
	Master of Fashion Technology (M.F. Tech)

Kindly refer NIFT Prospectus / Admissions Guidelines for Admissions – 2026 for Eligibility Criteria / Essential Educational Qualifications uploaded on NIFT Website i.e. www.nift.ac.in

2.2. Upper Age limit:

- (a) For Bachelor's Programmes (B. Des and B.F. Tech.), the maximum age should be less than **24 years** as on **1st August of the year of admission**. The upper age limit may be relaxed by a period of 5 (five) years for candidates belonging to Scheduled Caste/Scheduled Tribe/ Person with Disability (PwD) categories.
- (b) For Master's Programmes (M. Des, M.F.M and M.F. Tech) and Ph.D. there is **No age limit**.

2.3. Educational Qualification

Following is the required educational qualification for UG and PG programmes:

Programme	Eligibility Criteria
<p>Bachelor of Design (B. Des.)</p>	<p>Passed the plus 2 level examination in the 10+2 pattern of examination from any recognized Central/State Board of Secondary Examination, such as the Central Board of Secondary Education/State Board New Delhi/Council for Indian School Certificate Examination, New Delhi.</p> <p style="text-align: center;">OR</p> <p>A pass grade in the Senior Secondary School Examination conducted by the National Open School with a minimum of five subjects.</p> <p style="text-align: center;">OR</p> <p>3 or 4 years diploma recognized by AICTE or a State Board of Technical Education after secondary examination/10th standard.</p> <p style="text-align: center;">OR</p> <p>Any Public School/Board/University Examination in India or in foreign countries recognized by the Association of Indian Universities as equivalent to the 10+2 system.</p> <p style="text-align: center;">OR</p> <p>General Certificate Education (GCE) Examination (London/Cambridge/Sri Lanka) at the Advanced (A) level/International Baccalaureate (IB).</p>
<p>Bachelor of Fashion Technology (B.F.Tech.)</p>	<p>Passed the plus 2 level examination in the 10+2 pattern of examination from any recognized Central/State Board of Secondary Examination, such as the Central Board of Secondary Education, New Delhi/Council for Indian School Certificate Examination, New Delhi with Mathematics.</p> <p style="text-align: center;">OR</p> <p>A pass grade in the Senior Secondary School Examination conducted by the National Open School with a minimum of five subjects with Mathematics.</p> <p style="text-align: center;">OR</p> <p>3 or 4 years diploma in any branch of Engineering recognized by AICTE or a State Board of Technical Education after secondary examination/10th standard.</p> <p style="text-align: center;">OR</p> <p>Any Public School/Board/University Examination in India or in foreign countries recognized by the Association of Indian Universities as equivalent to the 10+2 system with Mathematics.</p> <p style="text-align: center;">OR</p> <p>General Certificate Education (GCE) Examination (London/Cambridge/Sri Lanka) at the Advanced (A) level with Mathematics/International Baccalaureate (IB).</p>

Programme	Eligibility Criteria
Master of Design (M. Des.)	Undergraduate Degree in any discipline from any Institute/University recognized by law in India. OR Undergraduate Diploma of minimum three years duration from NIFT/NID. <i>Note: Master of Design (M.Des.) is an advanced course that demands an understanding of fundamentals in design and presupposes that candidates would be familiar with the basic skills and theories for successful completion of the program. The course will not provide any basic knowledge and skill development in design as a part of its curriculum.</i>
Master of Fashion Management (M.F.M.)	Undergraduate Degree in any discipline from any Institute/University recognized by law in India. OR Undergraduate Diploma of minimum three years duration from NIFT/NID.
Master of Fashion Technology (M.F.Tech.)	B.F.Tech. from the National Institute of Fashion Technology (NIFT). OR B.E./B.Tech. from any Institute/University recognized by law in India. OR B.F.Tech. (4 years) from any Institute/University recognized by law in India.

ELIGIBILITY CRITERIA FOR THE ARTISAN

Programme	Eligibility Criteria
Bachelor of Design (B.Des.)	Passed the plus 2 level examination in the 10+2 pattern of examination of any recognized Central/ State Board of Secondary Examination, such as Central Board of Secondary Education / State Board New Delhi / Council for Indian School Certificate Examination, New Delhi. OR A pass grade in the Senior Secondary School Examination conducted by the National Open School with a minimum of five subjects. OR 3 or 4-years Diploma recognized by AICTE or a State Board of Technical Education after secondary school examination. OR Any Public School/Board/University Examination in India or in foreign countries recognized by the Association of Indian Universities as equivalent to 10+2 system. AND Artisan/Ward of Artisan can seek admission under this category on submission of a valid Artisan Card issued to Self/ Father/ Mother by the Development Commissioner (Handicraft), or Development Commissioner (Handlooms), Ministry of Textiles, Government of India or have applied for the Artisan Card before the launch of Prospectus for Admissions-2026.

Eligibility Criteria for NIFT Lateral Entry Admission (NLEA)

Programme	Eligibility Criteria
Bachelor of Design (B.Des.) NLEA	<p>Candidates having minimum 1- or 2-years diploma recognized by AICTE/AIU/ UGC / National Skills Qualification Framework (NSQF)/ITI or a State Board of Technical Education in courses related to Fashion / Apparel / Textile and Accessories / Home Science/ Handloom Technology / Products / Visual Communication / Graphic Design / Industrial Design / Interior Design / Multimedia Design / Apparel Technology / Leather/ Fine arts after passing Secondary Examination / 10th standard</p> <p style="text-align: center;">AND</p> <p>Two -year Full Time Industry Experience in the related field after completion of Diploma before launch of Admissions.</p>
	<p>OR</p>
	<p>Candidates having minimum 1 year diploma recognized by AICTE/AIU/ UGC / National Skills Qualification Framework (NSQF) /ITI or a State Board of Technical Education in courses related to Fashion / Apparel / Textile and Accessories / Home Science/ Handloom Technology / Products / Visual Communication / Graphic Design / Industrial Design / Interior Design / Multimedia Design / Apparel Technology / Leather/ Fine arts after passing Senior Secondary Examination / 12th Standard.</p> <p style="text-align: center;">AND</p> <p>One-year Full Time Industry Experience in the related field after completion of Diploma before the launch of Admissions.</p>
	<p>OR</p>
	<p>Candidates who have completed 2-year regular UG Diploma Programme at NIFT after passing Senior Secondary Examination/ 12th standard.</p>
Bachelor of Fashion Technology (B.F. Tech) NLEA	<p>Candidates having minimum 1- or 2-years diploma recognized by AICTE/AIU/ UGC / National Skills Qualification Framework (NSQF) / ITI or a State Board of Technical Education in courses related to Fashion/Apparel/Textile/ Home Science/ Handloom Technology after passing Secondary Examination / 10th Standard with Mathematics.</p> <p style="text-align: center;">AND</p> <p>Two-year Full Time Industry Experience in the related field after completion of Diploma before the launch of Admissions</p>
	<p>OR</p>
	<p>Candidates having minimum 1-year diploma recognized by AICTE/AIU/ UGC / National Skills Qualification Framework (NSQF)/ ITI or a State Board of Technical Education in courses related to Fashion/Apparel/Textile/ Home Science/ Handloom Technology after passing Senior Secondary Examination / 12th Standard with Mathematics.</p> <p style="text-align: center;">AND</p> <p>One-year Full Time Industry Experience in the related field after completion of Diploma before the launch of Admissions.</p>
	<p>OR</p>
	<p>Candidates who have completed 02 years UG Diploma Programme at NIFT after passing Senior Secondary/12th standard recognized by AIU with Mathematics.</p>

Qualifying Age and Academic Eligibility criteria for Foreign National/NRI /OCI/PIO/SAARC

- **Qualifying Age**

For UG programmes: Maximum age should be **less than 24 years** as on **1st August of the year of admission**. The upper age limit may be relaxed by a period of 5 (five) years for candidates of Scheduled Caste/Scheduled Tribe/Person with Disability (PwD) categories.

For PG programmes: **No age limit**.

- **Academic Eligibility**

All candidates must satisfy the required academic qualifications listed for the concerned course. In case the Degree/Certificate has been obtained from a University/Board of any country other than India then an equivalence certificate must be obtained from the Association of Indian Universities (AIU) New Delhi (website: www.aiuweb.org) prior to admission.

Foreign National/NRI/OCI/PIO/SAARC applying to NIFT must possess working knowledge of the English language.

The candidate should have appeared for SAT/GMAT/GRE examination **BEFORE** applying for admission under this category.

Candidates may have appeared in multiple SAT/ GMAT/GRE examinations prior to 30th April 2026. The highest score submitted among these tests will be taken into consideration for allotment of seat. The minimum requirement of SAT/GMAT/GRE score is 50%. The GRE/ GMAT/SAT scores should not have been declared before **1st January, 2024 and should be received by the Institute (NIFT) latest by 30 April 2026**.

Admission Eligibility for Ph.D. (Full-time and Part-time)

Qualification	Minimum Years of Education After Class X	CGPA	Work Experience
Master's degree in the relevant area of Design, Management or Technology (or) equivalent qualification from an institute/ university of national/ international repute	07	Cumulative Grade Point Average (CGPA) of 6.0 on a 10-point scale (5.5 for SC/ST candidates) or equivalent OR 55% (50% for SC/ST candidates) marks in aggregate (of all the years/semesters)	None (candidates appearing in final semester / final year may also apply as per Format -8)
Where the Master's Degree is found to be in a discipline not relevant to the areas identified by NIFT	07	Cumulative Grade Point Average (CGPA) of 6.0 on a 10-point scale (5.5 for SC/ST candidates) or equivalent OR 55% (50% for SC/ST candidates) marks in aggregate (of all the years/semesters)	10 years of professional experience (teaching / working) in the proposed area of research
Bachelor's degree in the relevant area of Design, Management or Technology (or) equivalent qualification from an institute/ university of national/ international repute	05	Minimum Cumulative Grade Point Average (CGPA) of 8.0 on a 10-point scale (7.5 for SC/ST candidates) or equivalent as determined by the Institute wherever letter grades are awarded OR 75% (70% for SC/ST candidates) marks in aggregate (of all the years/semesters) where marks are awarded	10 years of professional experience (teaching / working) in the proposed area of research

2.4. Declaration

In the event of any ineligibility being detected by NIFT /NTA at any stage, their candidature will be cancelled, and they shall be liable for legal action. NTA does not verify the information provided by the candidates during online registration and hence candidature will be purely provisional subject to the fulfillment of eligibility criteria.

CHAPTER 3
SCHEME OF EXAMINATION

3.1. Mode of Examinations

- a) The Examinations for **GAT (General Ability Test)** will be conducted in **Computer Based Test (CBT)** mode.
- b) The Examinations for **CAT (Creative Ability Test)** will be conducted in **Pen & Paper Based Test (PBT)** mode

3.2. Pattern of Question Papers

Programme	Entrance Examination Components	Shortlisting Criteria
B.Des.	General Ability Test (GAT), Creative Ability Test (CAT)	Shortlisted based on the entrance examination, followed by a Situation Test
B.F.Tech.	General Ability Test (GAT)	Shortlisted based on the GAT
B.F. Tech & B. Des	General Ability Test (GAT), Creative Ability Test (CAT)	Separate Common Merit Ranks (CMRs) will be generated for: B. Des: Based on entrance exam results + Situation Test B.F.Tech: Based on GAT <i>Candidates applying for B.F. Tech with Maths can also enrol for B. Des by taking CAT along with GAT (not applicable for NLEA).</i>
M.Des.	General Ability Test (GAT), Creative Ability Test (CAT)	Shortlisted based on GAT + CAT, followed by a Personal Interview (PI)
M.F.M.	General Ability Test (GAT)	Shortlisted based on the GAT, followed by a Personal Interview (PI)
M.F.M & M. Des.	General Ability Test (GAT), Creative Ability Test (CAT)	Separate Common Merit Ranks (CMRs) will be generated for: M.F.M: Based on GAT (Sections A & B) + PI M.Des: Based on GAT (Section A) + CAT + PI
M.F.Tech.	General Ability Test (GAT)	Shortlisted based on the GAT, followed by a Personal Interview (PI)
Ph.D.	Written test	Research Proposal Presentation and Interview (RPPI)

For more information, candidates are advised to refer NIFT Admissions Guidelines – 2026 (available on the NIFT / NTA websites) for pattern of Question Papers.

3.3. Medium of Examination

The Paper will be **Bilingual i.e. Hindi and English**. Candidates are required to answer in the medium as per option exercised in the online Application Form. In case of any ambiguity between Hindi and English version due to translation, English version would be treated as final.

3.4. Marking Scheme of Examinations

Please refer to NIFT Admissions Guidelines – 2026 (available on the NIFT / NTA websites) for marking scheme of examinations.

- i. Each question carries 01 (One) mark.
- ii. For each correct response, the candidate will get 01 (One) mark.
- iii. For each incorrect response, -0.25 mark will be deducted from the total score.
- iv. Un-answered/un-attempted will be given no marks.
- v. To answer a question, the candidate needs to choose one option as the correct option.
- vi. However, after the process of Challenges of the Answer Key, in case there are multiple correct options or change in key, only those candidates who have attempted it correctly as per the revised Answer key will be awarded marks.
- vii. In case a Question is dropped due to some technical error, full marks shall be given to all the candidates irrespective of the fact who have attempted it or not.

3.5. Syllabus and Subjects of the Test

For Syllabus and Scheme of Examination, please refer NIFT Admissions Guidelines – 2026 (available on the NIFT / NTA websites)

Exam Weightage for UG Programs

Program	Exam	Weightage
B. Des.	GAT	30%
	CAT	50%
	Situation Test	20%
B.F. Tech.	GAT (Sec-A)	30%
	GAT (Sec-B)	70%
B.F. Tech. Opting for B. Des.	GAT (Sec-A)	30%
	CAT	50%
	Situation Test	20%

Exam Weightage for PG Programs:

Program	Exam	Weightage
M.F.M.	GAT (Section A and B)	70%
	Personal Interview	30%
M. Des.	GAT (Section A)	30%
	CAT	40%
	Personal Interview	30%
M.F.M. opting for M. Des.	GAT (Section A)	30%
	CAT	40%
	Personal Interview	30%
M.F. Tech.	GAT	70%
	Personal Interview	30%

General Ability Test (GAT) - Computer Based Test (CBT)

The number of questions may vary in each section and for each course year to year. The level of difficulty in questions for different courses may vary. The Component of the Questions for Section-A & B introduced are as under:

Exam Structure for UG Programs:

Program	Paper Name	Language of Written Test	Test Duration (minutes)	No. of Questions
B. Des	GAT (CBT) CAT (PBT)	English/Hindi	120 + 180	100 + 3
B.F. Tech	GAT - Section A (CBT)	English/Hindi	120	100
	GAT - Section B (CBT)	English/Hindi	60	50
B.F. Tech & B. Des.	Section A (2 hrs) (CBT) Section B (1 hr) (CBT) CAT (3 hrs) (PBT)	English/Hindi	180 + 180	150 + 3

Creative Ability Test (CAT)

This test is administered for both UG and PG Design Programmes to judge the intuitive ability, power of observation in concept development and design ability of the candidate. An important aspect of the test is the creative and innovative use of colour and illustration skills.

Candidates who try to disclose their identity by writing any personal details including details/logo of coaching centre etc or place any identification mark on the answer sheet shall be 'DISQUALIFIED' and the result of these candidates shall not be declared. The decision of NIFT on such cases will be final and there will be no appeal.

Entrance Examination Structure

(For Master of Fashion Technology, Master of Fashion Management and Master of Design).

Exam Structure for M.F.Tech.

Paper Name	Language of Written Test	Test Duration (minutes)	No. of Questions
GAT	English/Hindi	180	150

Breakdown of GAT Sections

Section	No. of Questions
Communication Ability and English Comprehension	45
Case Study	25
Quantitative Ability	30
Analytical and Logical Ability	25
General Knowledge and Current Affairs	25
Total	150

M.F Tech will also have some questions from the Engineering field.

Exam Structure for MFM and M. Des Programs

Program	Paper Name	Language of Written Test	Test Duration (minutes)	No. of Questions
MFM	GAT (CBT)	English/Hindi	180 (3 hours)	150
M. Des	GAT (CBT) + CAT (3 hrs.)	English/Hindi	120 (2 hours)	120
MFM & M. Des	Section-A (2 hrs.) + Section-B (1 hr.) + CAT (3 hrs.)	English/Hindi	180 (3 hours) + 180	150 + 3

Breakdown of GAT Sections for MFM & M. Des.

Section	No. of Questions (M.F.M.)	No. of Questions (M. Des.)
Communication Ability and English Comprehension	50	50
Quantitative Ability	20	20
Analytical and Logical Ability	25	25
General Knowledge and Current Affairs	25	25
Case Study	30	NA
Total	150	120

Component	Description
Quantitative Ability	This sub-test is designed to test the quantitative ability of the candidates. It consists of questions on: Addition, Multiplication, Division, Fractions, Percentage, Rate of Interest, Work and Task, Ratio and Proportion, Distance.
Communication Ability and English Comprehension	This sub-test is designed evaluates the language ability of candidates in day-to-day communication. It includes questions on: Synonyms, Antonyms, Words with corresponding meanings, Singular, Plural, One-word substitutes, Idioms and phrases, Correct spellings, Comprehending a situation from a given passage, etc.
Analytical Ability and Logical Ability	This sub-test is designed to test the candidate's capacity for inference and logic from the given information. It also evaluates the candidate's ability to identify the given problem and apply reasoning to solve core issues of the problem. Concepts and practice of creative and lateral thinking are likely to be useful.
General Knowledge and Current Affairs	This sub-test is designed to test the candidate's general knowledge and current affairs.

Test	Description
Situation Test - For UG Design Programmes	Shortlisted candidates for B. Des after the entrance examination are required to take a Situation Test, which is a hands-on test to evaluate the candidate's skills for material handling and innovative ability on a given situation with a given set of materials. No additional material will be provided or allowed.
Situation Test Evaluation Parameters	<p>Candidates will be asked to make a model, which will be evaluated based on:</p> <ul style="list-style-type: none"> • <i>Space visualization</i> • <i>Innovative and creative use of the given material</i> • <i>Composition of elements</i> • <i>Colour scheme</i> • <i>Construction skill</i> • <i>Finesse of the model</i> • <i>Overall presentation</i> <p>The model will be checked with a write-up explaining the concept behind the model. The write-up will be in English, as the medium of instruction in NIFT is English. No marks will be given for a write-up in any other language.</p> <p style="text-align: center;">Additional Rules for Situation Test -</p> <p style="text-align: center;">No additional materials will be allowed or provided.</p> <ul style="list-style-type: none"> • <i>Candidates who try to disclose their identity by writing personal details or placing any identification mark on the model/design/write-up shall be disqualified, and the final result of such candidates shall not be declared.</i> • The evaluation of the test will be done on the spot by the jury. • The model will not be preserved for future reference.

Test	Description
Personal Interviews - For All PG Programmes	Shortlisted candidates for Masters Programmes after the written entrance examination are required to undergo a Personal Interview (PI). Candidates shall be evaluated by a panel on various parameters.
Evaluation Criteria for Personal Interview	The evaluation will be based on the following parameters: <ul style="list-style-type: none"> <i>i. Career orientation</i> <i>ii. Aptness for the course</i> <i>iii. Overall personal achievements in academics and co-curricular activities</i> <i>iv. Communication</i> <i>v. General awareness, aptitude, creative and lateral thinking</i>

COMPONENTS AND MARKS FOR EVALUATION OF ARTISAN SKILL TEST (ARTISANS)

Exam Structure for B. Des. for Artisans:

Component	Marks
Artisan Skill Test	70
Visualization of form and space	
Innovative and Creative use of material	
Composition of Elements	
Construction skill and Finesse of the model	
Overall presentation	
Write-up:	
Explanation and Communication of concept	30
Language	
Personal Interview (verification of documents / eligibility)	30
Total Marks	100

Artisan Skill Test - Creative ability and basic 3-D modelling ability (using 3-D modelling clay) or other material(s).

Schedule of Entrance Examination, Studio Test, Technical Ability Test, Personal Interview for NIFT Lateral Entry Admission (NLEA)

Course	Test	Weightage (%)	Timelines		Venue
Bachelor of Design (B. Des.)	GAT	40	8 February 2026	10:00 AM to 12:00 Noon	Test centre allotted.
	Studio Test	40	April 2026 (Exact Date of exam will be informed later)	10:00 AM to 12:00 Noon	
	Personal Interview	20		12:30 PM onwards	
Bachelor of Fashion Technology (B.F.Tech.)	General Ability Test (GAT)	40	8 February 2026	10:00 AM to 01:00 PM	Test centre allotted.
	Technical Ability Test (TAT)	40	April 2026 (Exact Date of exam will be informed later)	10:00 AM to 11:00 AM	
	Personal Interview (PI)	20		11:30 AM to 01:00 PM	

Exam Structure for Ph.D.

Set	Subject Area	Type	Marks	Duration
Set-I	Research Aptitude	Objective type (MCQ)	30 Marks (10 marks each section)	Total 45 minutes for all the sections
	Communication Skills	Objective type (MCQ)		
	Logical Reasoning	Objective type (MCQ)		
BREAK - 15 MINUTES				
Set-II	Research Disposition	Descriptive	20 Marks (10 marks for each Question)	One Hour

CHAPTER 4
RESERVATION AND FACILITY FOR PWD CANDIDATES

4.1 Provisions relating to Persons with Disability (PwD):

- ❖ As per Section 2(t) of the RPwD Act, “**Persons with Disability (PwD)**” means a person with long-term physical, mental, intellectual, or sensory impairment which, in interaction with barriers, hinders his full and effective participation in society equally with others.
- ❖ According to Section 2(r) of the RPwD Act, 2016, “**persons with benchmark disabilities**” means a person with not less than forty percent (40%) of a specified disability where specified disability has not been defined in measurable terms and includes a person with disability where specified disability has been defined in measurable terms, as certified by the certifying authority.
- ❖ The “*specified disabilities*”, which are included in the Schedule of the RPwD Act, are as follows:

6 Types of Disabilities

S. No.	Category	Type of Disability	Specified Disability
1.	Physical Disability	Locomotor Disability	a. Leprosy cured person, b. Cerebral palsy, c. Dwarfism, d. Muscular dystrophy, e. Acid attack victims.
		Visual Impairment	a. Blindness, b. Low vision
		Hearing Impairment	a. Deaf, b. Hard of hearing
		Speech & Language Disability	Permanent disability arising out of conditions such as laryngectomy or aphasia affecting one or more components of speech and language due to organic or neurological causes.
2.	Intellectual Disability		a. Specific learning disabilities/perceptual disabilities: Dyslexia, Dysgraphia, Dyscalculia, Dyspraxia & Developmental Aphasia) b. autism spectrum disorder
3.	Mental Behaviour Disability		a. Mental illness
4.	Disability caused due to	i. Chronic Neurological Conditions	a. Multiple sclerosis b. Parkinson's disease
		ii. Blood disorder	a. Haemophilia, b. Thalassemia, c. Sickle cell disease
5.	Multiple Disabilities		More than one of the above specified disabilities including deaf blindness

Facilities for PwD Candidates to Appear in the Exam:

As per the guidelines issued by the Department of Empowerment of Persons with Disabilities (Divyangjan) under Ministry of Social Justice & Empowerment issued from time to time on the subject: “Written Examination for Persons with Benchmark Disabilities”, A candidate with one of the benchmark disabilities [as defined in Section 2(r) of RPwD Act, 2016], holding a Disability Certificate in the format prescribed in **Annexure-IV / UDID**, is entitled to the following facilities:

- ❖ Scribe shall be given, if so desired by a person with benchmark disabilities in the category of blindness, locomotor disability (Both Arms affected BA) and cerebral palsy.
- ❖ The facility of Scribe, in case he/she has a physical limitation, and a scribe is essential to write the examination on his/her behalf, being so certified in the aforesaid format by a CMO/Civil Surgeon/ Medical Superintendent of a Government Health Care Institution, will be provided.
- ❖ Compensatory time of not less than **20 minutes per hour** of examination will be provided. If the examination is for 03 hours duration, the compensatory time shall be 01 hour. In case the duration of the examination is less or more than 03 hours, the compensatory time shall be on a pro rata basis.
- ❖ The compensatory time will be given to a candidate with benchmark disabilities, whether such candidate uses the facility of Scribe or not. Services of a Scribe As per the office memorandum of the Ministry of Social Justice and Empowerment (Reference: F. No. 34-02/2015-DD-III dated August 29, 2018), the PwD candidates who are visually impaired OR dyslexic (severe) OR have a disability in the upper limbs OR have lost fingers/hands thereby preventing them from properly operating the Computer Based Test platform may avail the services of a scribe (amanuensis).
- ❖ The scribe will help the Candidate in reading the questions and/or keying in the answers as per the directions of the Candidate.
- ❖ PwBD candidates who desire to avail themselves of the services of a scribe need to opt for this option during the online registration. A scribe will NEITHER explain the questions NOR suggest any solutions.
- ❖ **Facilities to provide the Scribe for PwD candidates cannot be provided in the Creative Ability Test (CAT).**
- ❖ A copy of the PwBD certificate & UDID must be uploaded at the time of online registration. The formats for the PwBD certificate are given in **Annexure-IV**.

- ❖ **It is to be noted that the Scribe will be provided by the National Testing Agency. However, the candidate is also permitted to bring his/her own scribe (Annexure-V), if he/she so chooses.** In case the candidate chooses to bring his own scribe, the qualification of the **scribe should be one step below** the qualification of the candidate taking examination.
- ❖ If it is found at any stage that a candidate has availed the services of a scribe and/or availed the compensatory time but does not possess the extent of disability that warrants the use of a scribe and/or grant of compensatory time, the candidate will be excluded from the process of evaluation, ranking, counseling, and admission. In case such a candidate has already been admitted to any Institution, the admission of the candidate will be cancelled.

4.1.1 Facilities for PwD candidates who have less than 40% disability and have a limitation in writing and a scribe is essential to write the exam on his/her behalf:

- ❖ A PwD candidate with less than 40% disability and has a limitation in writing and a scribe is essential to write the exam on his/her behalf, being so certified in the prescribed format given at **Annexure-VI** by a CMO/Civil Surgeon/Medical Superintendent of a Govt. Health Care Institution will be provided with a scribe by NTA. He is required to state his requirements in his application form. He/she is also permitted **to bring his/her own Scribe** along with an undertaking in the format given at **Annexure-VII**. **The qualification of the scribe has to be below the qualification of the candidate.**

The Candidate cannot change the category or sub-category (PwD status) after the submission of the Online Application Form, and in any case, no change will be entertained by NTA after the declaration of NTA scores. Therefore, the candidates are advised to fill the category / sub-category column very carefully.

Note:

- **As per the Admissions Guidelines, it is mandatory for the candidate who is a Person with Disability to appear before Evaluation Committee of NIFT which will assess the actual physical/ psychological capability of a candidate as per the specific requirements of the particular academic programme. The academic programme will be allotted to the candidates only if found suitable for the same by the Evaluation Committee. Candidates who do not appear for the evaluation will NOT be called for seat allocation. Assessment by the Evaluation Committee will be carried out prior to the seat allocation. Candidates are advised to appear for such assessment at NIFT Campus at their own cost.**

4.2 RESERVATION OF SEATS

The seats reserved for SC/ST/OBC (Non-Creamy Layer)/GEN-EWS/ Person with Disability (PwD) in each programme are as under:

SC	15 %
ST	7.5 %
OBC (NON-CREAMY LAYER)	27 %
GEN-EWS	10 %
Person with Disability (PwD)*	5 %*

*5% horizontal reservation for Person with Disability (PWD) (with 40% or more disability) cutting across all categories i.e. SCs, STs, OBCs (NCL) and Open Category Academic programme will be allotted as per the recommendations of NIFT's Evaluation Committee. The seats will be allotted to the PwD candidates during the seat allocation process based on the Common Merit Rank (CMR) in the respective category. Unfilled PwD seats will be merged to the respective category i.e. Open (PWD) to Open, OBC(NCL) (PWD) to OBC (NCL), SC(PWD) to SC and ST(PWD) to ST in the spot round of seat allocation.

Candidates to make sure that they have the requisite valid and verifiable certificate for the category chosen.

The category selected by a candidate at the time of submitting the application form will be final. Requests for any change of category will not be permitted at any later stage of admission process. However, if a candidate who has selected a reserved category i.e. SC/ST/OBC(NCL)/EWS/PWD and has not submitted a valid Category Certificate, he/she will be considered for open category seats provided any benefit of relaxed age or income or cut offs has not been availed by the candidate at any stage of the Admission Process. If any benefit has been availed, the candidate's candidature will be rejected.

Requirements for each category are as follows:

4.2.1 SC/ST Candidates

Candidates applying under this reserved quota will have to produce a valid Caste/Tribe certificate from the Competent Authority of the respective States/ Union Territories. The certificate must be in the name of the candidate. The Certificate must be in English or Hindi language. If the Certificate is in any other language, a certified translation should be submitted. If the certificate is not in English/Hindi and a certified translated copy has not been submitted, the benefit of category reservation will not be applicable.

4.2.2 OBC (Non-Creamy Layer) Candidates

Candidates applying under this quota would have to substantiate the caste and **Non-Creamy Layer (NCL)** requirement. Candidates applying under this quota shall produce a caste certificate from the Competent Authority certifying that they belong to the non-creamy layer. The certificate should be in favour of the candidate, issued not earlier than **1 April 2025**. Failure to produce valid certificate from Competent Authority shall make the candidate ineligible for benefits under OBC (NCL) category. The candidate will only be considered for open category provided no benefit of reserved category has been availed at any stage of the admission process.

To summarize:

- a) The candidate should possess a valid OBC (Non- Creamy Layer) Category certificate issued in the name of the candidate and not in favour of the respective parent/guardian.
- b) The caste mentioned in the OBC (Non-Creamy Layer) category certificate should be mention in the Central list of OBCs available at <http://ncbc.nic.in/backward-classes/index.html>.
- c) The OBC (Non-Creamy Layer) category certificate should clearly mention that the candidate belongs to the non-creamy layer.
- d) The certificate must be issued by the Competent Authority.
- e) In case of married women applying to any course under reserved category, she has to produce the caste certificate in her own name. Certificate in the name of husband/mother/father is not acceptable.
- f) If the certificate is not in English/Hindi, a certified translation should be submitted.

Candidates belonging to the Creamy Layer of OBC are not entitled to apply under the reserved category OBC(NCL) and will have to submit their application under open category.

4.2.3 Economically Weaker Section (Open) Candidates

Candidates belonging to Economically Weaker Section (Open) will be a reserved category within the open category. The percentage of reservation is 10%. The benefit of reservation will be given only to those open category candidates who satisfy the condition given in the OM No. 20013/01/2018-BC-II dated 17 January 2019 issued by the Ministry of Human Resource Development, Department of Higher Education, Government of India. The certificate should be issued not earlier than 1st April 2025. The benefit of reservation under open EWS can only be availed upon production of a valid EWS (Open) certificate to be issued by a Competent Authority as mentioned below:

- I. District Magistrate/Additional District Magistrate/ Collector/ Deputy Commissioner/Additional Deputy Commissioner/ 1st Class Stipendiary Magistrate/Sub-Divisional Magistrate/ Taluka Magistrate/Executive Magistrate/Extra Assistant Commissioner*
- II. Chief Presidency Magistrate/Additional Chief Presidency Magistrate/ Presidency Magistrate*
- III. Revenue Officer not below the rank of Tehsildar*
- IV. Sub-Divisional Officer of the area where the candidate and/or his family normally resides.*

Based on the information provided by the candidate in the application form while applying online, the candidate will be provisionally allowed to appear for the NIFT Entrance Examination and subsequent test, if shortlisted. It will be the responsibility of the candidate to provide valid EWS (Open) certificate for admission. Admission of a candidate will be cancelled if any of the required certificates are found to be invalid at any stage of the admission or thereafter.

4.2.4 Persons with Disability (PwD) Candidates

Candidates applying under this category should have a Disability Certificate and Unique Disability ID (with 40% or more disability) issued by Department of Empowerment of Person with Disability. (available at <https://www.swavlambancard.gov.in>). No other certificate or document will be valid & no representations in this regard will be entertained. Such candidates are required to produce the original valid Certificate of Disability and UDID Card at the time of physical assessment, seat allocation and reporting at the allotted Campus.

NIFT may consider applications from PwD candidates for providing external assistance during assessment for selection, with the condition that the expenses for the same will be borne fully by the candidate. It is however recommended that the candidate arrange his/her own external assistant for this purpose as this will ensure a better fit for individual needs.

It is mandatory for the candidate who is a Person with Disability to appear before Evaluation Committee of NIFT which will assess the actual physical/ psychological capability of a candidate as per the specific requirements of the particular academic programme.

The academic programme will be allotted to the candidates only if found suitable for the same by the Evaluation Committee of NIFT. Candidates who do not appear before the Evaluation Committee of NIFT will NOT be called for seat allocation. Assessment by the Evaluation Committee of NIFT will be carried out prior to the seat allocation. Candidates are advised to appear for such assessment at NIFT Campus at their own cost.

NIFT may utilize its laboratories/equipment/test materials for making such assessment of the physical/psychological capability of a candidate for undertaking that Programme/course and may tailor such test for each individual separately as decided by the Evaluation Committee of NIFT. The assessment is compulsory for all candidates seeking reservation under this category. The Evaluation Committee of NIFT in its proceedings will recommend whether the candidate is suitable for undertaking the particular academic programme applied for.

NIFT reserves the right to disqualify the candidature of any candidate in case of assessment of inability of the candidate to undertake a particular academic programme.

CHAPTER 5
REGISTRATION AND APPLICATION PROCESS

5.1. Ready Reckoner

Before beginning the process of filling the Online Application Form, read Information Bulletin and Admissions Guidelines – 2026 carefully, keep the required documents ready and follow the below mentioned instructions:

- ❖ Copy of Board / University Certificate for Candidate’s Name, Mother’s Name, Father’s Name and Date of Birth
- ❖ Type of Identification–Bank A/c passbook with photograph /Passport Number/ Ration Card/ Aadhaar Card Number/ Voter ID Card Number/ Other Govt ID
- ❖ Qualifying Degree Certificate or last semester marks sheet
- ❖ Your Mailing Address as well as Permanent Address with PIN Code
- ❖ **Four (04) cities** for Test Centres of your choice
- ❖ Category Certificate, if applicable
- ❖ Undertaking / Result Awaited Certificate, if applicable
- ❖ Economically Weaker Section (EWS) Certificate, if applicable
- ❖ SC, ST, OBC (NCL) Certificate, *if applicable*
- ❖ Person with Disability (PwD) Certificate and UDID, *if applicable*
- ❖ e-mail address and Mobile Number of candidates
- ❖ Scanned images in **JPG format only**

Candidate’s Photograph	File size must be between 10 kb to 200 kb.
Candidate’s Signature in running hand	File size must be between 10 kb to 30 kb.

5.2. Instructions for filling Online Application Form

- 5.2.1. Candidates have to apply “Online” only for NIFT Entrance Examination – 2026 by accessing the website: <https://exams.nta.nic.in/nifteel> (*The Application other than online mode would not be accepted in any case*).
- 5.2.2. If a candidate submits more than one Application Form for the **same course**, all his/her Application Forms shall summarily be rejected.
- 5.2.3. Information Bulletin and Replica of Application Form given there in may be downloaded and read carefully by the candidate to be sure about his/her eligibility and acquaint them with requirements for submission of Online Application Form.
- 5.2.4. Whether they fulfil the eligibility conditions for the Exam as prescribed.

5.2.5. In order to avoid correction in the particulars at a later stage, the candidate should *exercise utmost caution while filling up the details in the Application Form.*

5.2.6. Following Steps may be followed to Apply Online:

Step-1: Register for Online Form submission using your own Email ID and Mobile No. and note down system generated Application Number.

Step-2: Complete the Online Application Form and note down the system generated Application Number. Upload scanned images of (i) Candidate's Photograph (in JPG file size: **10 kb - 200kb**), (ii) Candidate's Signature (in JPG file size: **4kb - 30kb**), and (iii) PwD/UDID Certificate, if applicable (in PDF file size: **50kb-300kb**).

Step-3: Pay prescribed fee **through Net Banking/ Debit Card /Credit Card/ UPI** and keep proof of fee paid for future reference.

All the 3 Steps can be completed at one go or each step completed at a time, saved, and completed later.

After the submission of Online Application Form (i.e. successful completion of **Step-3**), Confirmation Page of the Application Form, should be downloaded and a printout of the same may be retained for future reference. The Confirmation Page of the online Application Form will be generated **only after successful payment by the Candidate.**

In case the Confirmation Page is not generated after payment of Prescribed Fee, then the candidate should approach the concerned Bank/Payment Gateway Integrator (in the helpline number and email given in **Annexure-I** of the Information Bulletin/ Prospectus), for ensuring the successful payment.

In spite of above, if successful transaction is not reflected on the Portal, it means transaction is not complete and candidate may pay second time and ensure OK status.

However, any duplicate payment received from the candidate by NTA in course of said transactions will be refunded (in the same payment mode through which the duplicate payment is received), after fee reconciliation by NTA.

Notes:

- i. The final submission of Online Application Form will remain incomplete if Step - 2 and Step-3 are not completed; such Application Forms will stand rejected and no correspondence on this account will be entertained.
- ii. **No request for a refund of the fee once remitted by the candidate will be entertained.**
- iii. The entire application process of NIFT Entrance Examination – 2026 is online, including uploading of scanned images, Payment of Fees and Printing of Confirmation page. Therefore, candidates are not required to send/submit any document(s) including Confirmation page to NTA through Post/Fax/By Hand/E-mail.
- iv. Candidates are advised to keep visiting the NTA's website regularly for the latest updates and to check their e-mails.
- v. The NTA / NIFT can make use of the data generated for the purpose of research and analysis.
- vi. All the candidates who have submitted the online Application and paid the Examination fee till last date will be allowed to appear in NIFT Entrance Examination – 2026 and their admit cards will be uploaded on the website.
- vii. NTA verifies neither the information filled by the candidates in the Application Form nor any certificate of Category /Educational Qualification for deciding the eligibility of candidates.
- viii. The certificates of educational qualification and category (if applied under reserved category) will be verified by the institution concerned. The candidates are, therefore, advised to ensure their eligibility and the category (if applying under reserved category).
- ix. NTA / NIFT will, in no way, be responsible for any wrong/incorrect information furnished by the candidate(s) in his /her Online Application Form. The letter / e-mails/ WhatsApp Message/Public Grievance in this regard will not be entertained by the NTA.

5.3. Choice of Cities for Examination Centre

- 5.3.1 List of Cities for Examination Centres for NIFT Entrance Examination – 2026 are given at **Annexure-III. It is mandatory for candidates to select four cities of their choice while filling in an Online Application Form. {Annexure III}.**
- 5.3.2 An effort will be made to allot a Centre of Examination to a candidate in a city of his/her Choice. However, due to logistic and administrative reasons, the exam centre may be allotted to him / her in a different city of nearby area.
- 5.3.3 The City for Examination Centre once chosen and allotted cannot be changed (after the closing of the correction window) and any request in this regard will not be entertained.

5.4. Procedure for Filling Application Form

PART I: REGISTRATION PAGE

Fill in the basic information and note down the system generated Application No.

- (i) Candidate's Name/ Mother's Name/ Father's Name:
Provide Candidate's Name, Mother's Name, and Father's Name as given in the Secondary School Examination or equivalent Board/University Certificate in capital letters. No prefix in the name of the candidate is allowed
- (ii) Date of Birth: dd/mm/yyyy Provide Candidate's date of birth as recorded in Secondary School Examination or equivalent Board/University Certificate.
- (iii) Mobile Number and e-mail Address:
Candidates must provide their own Mobile Number and e-mail address.

Note: Only one e-mail address and one Mobile Number are valid for one application

PART II: FILL IN THE COMPLETE APPLICATION FORM

Fill in the complete Application

- The application particulars entered can be edited before final submission of the Application Form.*
- Once finally submitted, particulars in certain specific fields may be changed only during correction window. After that no communication in this regard would be entertained.*
- All the steps for submission of Online Application Form, Uploading of Candidate's photograph, Candidate's signature, Documents (if applicable), Payment of fee and Printing of Confirmation Page can also be done separately.*
- Candidates are not required to send/ submit hard copy of Confirmation page to NTA office. However, the candidates are advised to retain the hard copy of the Confirmation Page, and proof of the fee submitted for future need.*
- Registration will be treated as complete only if the fee has been transacted successfully, else the form will be cancelled.*
- Other Backward Classes (OBC)-Non-Creamy Layer is as per the central list of Other Backward Classes available on National Commission for Backward Classes (NCBC), Government of India website (www.ncbc.nic.in). Thus, the candidates falling in this list may mention OBC in the Category Column. State list OBC Candidates who are not in OBC-NCL (Central List) may choose General (EWS) based on the EWS certificate in case they fulfil the prescribed requirements in this regard.*
- Gender -Provide Candidate's gender as recorded in the Type of Identification viz. Bank A/c Number/ Passport Number/ Ration Card/ Other Govt ID.*

8. *Provide complete postal address with PIN Code (Mailing Address as well as Permanent Address) for further correspondence. The PIN code of Correspondence Address should be given in the space provided for this purpose.*
9. *Choice of Cities for Examination Centres: The candidate should select any four cities of their choice for examination of NIFT Entrance Examination – 2026 given at Annexure-III. Choice of cities will be limited to the State of Permanent & Present Address of the Candidate.*
10. *NIFT Entrance Examination – 2026 Programmes: The candidate should select the programme / course to be applied for NIFT Entrance Examination – 2026 as per the details given at Annexure-II and NIFT Prospectus- 2026.*

Notes:

- a. The NTA shall not be responsible for any delay/loss in postal transit or for an incorrect Correspondence address given by the Applicant in the Application Form. Therefore, the candidate must ensure that he/she mentions his/her complete correspondence address, including pin code, in his/her Online Application Form.
- b. The Candidate must ensure that the e-mail address and Mobile Number provided in the Online Application Form are their own (which cannot be changed later) as communication may be sent by NTA through e-mail or SMS.

PART III: Uploading of scanned images

(i) Candidate's Photograph: to be uploaded

- The photograph should not be with cap or goggles. Photograph should cover 80% face (without mask) visible including ears against white background.
- Spectacles are allowed if being used regularly.
- **Polaroid and Computer-generated photos are not acceptable.**
- **Applications not complying with these instructions or with unclear photographs are liable to be rejected.**
- **Candidates may please note that if it is found that photograph uploaded is fabricated i.e. de- shaped or seems to be hand-made or computer made, the form of the candidate will be rejected and the same would be considered as using unfair means and the candidate would be dealt with accordingly.**
- Applications without photographs shall be rejected. The photograph need not be attested. Candidates are advised to take 6 to 8 passport size-colored photographs with a white background.

Note: Same passport size photograph is to be used for uploading on Online Application Form and for pasting on Attendance Sheet at the Examination Centre.

- The candidate should scan his/her passport size photograph for uploading. File size must be between **10 kb to 200 kb** (in JPG Format only).

(ii) Candidate's Signature: to be uploaded

- The candidates are required to upload the full signature in running hand writing in the appropriate box given in the Online Application Form. Writing full name in the Box in Capital letters would not be accepted as signature and the Application Form would be rejected. Further, unsigned Online Application Forms will also be rejected.
- The candidate should put his full signature on white paper with Blue/Black Ink pen and scan for uploading.
- File size must be between **10 kb to 30 kb** (in JPG Format only).

(iii) PwD Certificate and UDID Card (if applicable)

Note: Candidate must ensure that the uploaded images are clear and proper.

Check List for filling the Online Application Form

The candidates are advised to ensure the following points before submitting the Online Application Forms:

- (i) Whether they fulfill the eligibility conditions for the Test as prescribed under the heading '**Conditions of Eligibility**' and '**Age Limit**'.
- (ii) That they have selected their **category** viz Open/Open-EWS/OBC (Non-Creamy Layer)/SC/ST/PwD.
- (iii) That they have filled their Programmes / Course **and City of examination and code** in the relevant column correctly.
- (iv) That the Person with Disability (PwD) candidate has filled in the relevant column in the Online Application Form. Only PwD candidates must fill this column, and the others have to leave it blank.

Also, once the application is submitted successfully, they must keep a Printout of Application Form (Confirmation Page) for their own record.

5.5. Important Points to Note:

- 5.5.1 The Candidates should fill their complete postal address with PIN Code for further correspondence.
- 5.5.2 **The Candidate must ensure that e-mail address and Mobile Number provided in the Online Application Form is his/her own (which cannot be changed later) as communication would be sent by NTA through e-mail or SMS.**
- 5.5.3 The Application Form other than online mode shall not be accepted. No change will be accepted through offline mode i.e. through fax/application including e-mail etc.
- 5.5.4 **Online Application Form cannot be withdrawn once it is submitted successfully.**
- 5.5.5 Application Form of candidates who do not fulfil the eligibility criteria shall be rejected.

- 5.5.6 In case a candidate is found providing incorrect information or the identity is proved to be false at any time in the future, the candidate shall face penal action as per the law.
- 5.5.7 The Candidates are not required to send/submit the confirmation page of Online Application Form to the NTA. However, he/she is advised to retain the following documents with them as reference for future correspondence:
- ❖ **Print outs of the Confirmation Page of Online Application Form.**
 - ❖ **Proof of fee paid**
 - ❖ **Photographs (same as uploaded on the Online Application Form)–6 to 8 passport size photographs need to be kept aside.**
- 5.5.7.1 The name on the photo identification must match with the name as shown on the Admit Card. If the name has been changed due to events such as marriage, the candidate must show the relevant document at the time of exam. Marriage Certificate /Divorce/ Decree/ Legal Name Change Document/ Gazette Notification.
- 5.5.8 In case any exam is held in multiple shifts, NTA may follow the process of normalization of the two test forms as per policy.
- 5.5.9 Provision of Reservation for candidates belonging to EWS/OBC/SC/ST/PwD will be as per GoI instructions issued from time to time and as per the NIFT Admissions Guidelines.
- 5.5.10 The Aadhaar number is only one of the types of identification and is not mandatory. Candidates may also enter PAN, Passport number, Ration Card number, Bank Account number or any other valid Government identity number.**
- 5.5.11 A candidate to fill in only one application form except **B.F. Tech. and B. Des. OR M.F.M and M. Des.** Programmes. Multiple applications by the same candidate are liable to be rejected.
- 5.5.12 Candidates who are applying for B.F. Tech. programme can also apply for the B. Design programme as per the eligibility of B.F. Tech. programme. This will not be applicable for the NIFT Lateral Entry Admission (NLEA).
- 5.5.13 Candidate who is applying for M.F.M programme can also apply for the M. Des programme as per the eligibility.

CHAPTER 6

CHOICE OF CITIES

The Cities where the NIFTEE -2026 will be conducted are given in Annexure-III. While applying, candidates have to select any **four cities** of their choice. Efforts will be made to allot the city of examination to the candidates in order of choice opted by them in their online Application Form. **However, due to administrative/logistic reasons, a different city can be allotted.**

In case there are very few candidates from a City, the NTA reserves the right to merge one, two, or more cities.

The decision of the NTA regarding the allotment of the City/Centre shall be final. No further correspondence or request shall be entertained in such a case.

While filling in the Online Application Form, candidates should select **four Convenient Cities from Annexure-III** as their Choice of Cities for the exam Centre in order of priority.

NTA will not be responsible for any inconvenience due to the incorrect selection of cities by the candidates.

Though every effort will be made to allot a Centre in one of the cities selected by the candidate, the NTA reserves the right to allot a Centre in a city other than the candidate's choice.

Note: All efforts will be made by NTA to consider the comfort and convenience of candidates, including PwD Candidates while allotting Centres.

CHAPTER 7

ADMIT CARD, INSTRUCTIONS AND PROHIBITED MATERIALS

7.1 Admit Card for the Examinations

- 7.1.1 The Admit Card will be issued provisionally to the candidates, subject to their satisfying the eligibility conditions.
- 7.1.2 The candidate must download the Admit Card from the NTA website and appear for the Examination at the given Centre on Date, timing and Examination as indicated in their Admit Card.
- 7.1.3 **No candidate will be allowed to appear at the Examination Centre, on Date and timing other than that allotted to them in their Admit Card.**
- 7.1.4 In case candidates are unable to download Admit Cards from the website, they may approach the Help Line between **09:30 AM and 5:30 PM** or write to NTA at nift@nta.ac.in
- 7.1.5 **The candidates are advised to read the instructions on the Admit Card carefully and follow them during the conduct of the Examination.**
- 7.1.6 **In case of any discrepancy in the particulars of the candidate or his / her photograph and signatures shown in the Admit Card and Confirmation Page, the candidate may immediately approach the Helpline between 09:30 AM and 5:30 PM. In such cases, candidates would appear in the Examination with the already downloaded Admit Card. However, NTA will take necessary action to make corrections in the record later.**

Notes:

- a. Candidate may please note that Admit Cards will not be sent by post.
- b. Under no circumstance, a duplicate Admit Card for **NIFT Entrance Examination – 2026** will be issued at the Examination Centres.
- c. Candidate must not mutilate the Admit Card or change any entry made therein.
- d. Candidates are advised to preserve their Admit Cards in good condition for future reference.
- e. No Admit Card shall be issued to the candidates whose Applications are found to be incomplete for any reasons (including indistinct/doubtful photographs/unsigned Applications) or who do not fulfill the eligibility criteria for the examination.
- f. Issue of Admit Cards, however, shall not necessarily mean acceptance of eligibility which shall be further scrutinized at subsequent stages of admission process.

7.2 Important Instructions for Candidates

Candidates are advised to go through instruction printed on Admit Card carefully before going for the Examination and follow them strictly

- 7.2.1 The candidates are advised to read the instructions on the Admit Card carefully and follow them strictly.
- 7.2.2 Candidates **MUST** bring the following documents on the day of Examination at the test centre. Candidates who do not bring these will not be allowed to appear in the Examination.
 - 7.2.2.1 ***Print copy of Admit Card downloaded from NTA website.***
 - 7.2.2.2 *Two passport size photographs (same as uploaded on the Online Application Form) for pasting on the specific space in the attendance sheet at the Centre during the Examination.*
 - 7.2.2.3 *Any one of the authorized Govt. photo IDs (must be original, valid and non-expired), viz. School Identity Card/ PAN card/ Driving License/ Voter ID/Passport/ Aadhar Card (With photograph)/ Aadhaar Enrolment No/ Ration Card*
 - 7.2.2.4 *PwD certificate / UDID issued by the Competent Authority, if claiming the relaxation under PwD category.*

If the name has been changed due to events such as marriage, candidate must show the relevant document at the time of exam. Marriage Certificate /Divorce/Decree/Legal Name Change Document.

- 7.2.3 Candidates should not be in possession of any material listed in the list of prohibited material.
- 7.2.4 Candidates are not allowed to carry any baggage inside the Examination Centre. NTA will not be responsible for any belongings stolen or lost at the premises. **There is no provision for storing bags etc. in the Test Centre.**
- 7.2.5 The candidates shall report at the Examination Centre at the time mentioned on the Admit Card to avoid crowding at the Examination Centre.
- 7.2.6 Candidates must reach the test centres on or before the reporting time. Entry of the candidates into centre shall be stopped 30 minutes before the start of the Examination.
- 7.2.7 Candidates may note that late entry to the Examination premises is not permitted under any circumstances. NTA shall not be responsible for any delayed arrival of the candidate in reaching the centre due to any reason. Candidates are advised to familiarize themselves with the location of the test centre and plan travel time accordingly.

- 7.2.8 Biometric information of all the candidates shall be captured. Identity checks will be made upon arrival at the test centre to ensure that there are no unauthorized candidates appearing for the test. Candidates are required to cooperate with the security personnel for security checks.
- 7.2.9 The candidate must show the Admit Card (**in hard copy**) for entry in the Examination room / hall. A candidate who does not possess the valid Admit Card shall not be allowed to enter the Examination Centre.
- 7.2.10 Candidates should take their seat immediately after opening the Examination Hall on their allotted seat. If not, they are likely to miss some of the general instructions to be announced in the Examination Rooms/ Halls. NTA shall not be responsible for any delay.
- 7.2.11 Any candidate found to have changed room/ hall or the seat on his/her own other than allocated would be considered as a case of unfair means and the candidature shall be cancelled and no plea would be accepted.
- 7.2.12 The candidate must sign and paste the photograph on the Attendance Sheet at the appropriate place.
- 7.2.13 The candidate should ensure that the question paper available on the computer is as per the opted Examination indicated in the Admit Card. In case, the subject of the question paper is other than the opted Examination, the same may be brought to the notice of the Invigilator concerned immediately.
- 7.2.14 All calculations/writing work are to be done only in the rough sheet provided at the centre in the Examination Room/Hall and on completion of the test candidates must hand over the rough sheets to the invigilator on duty in the Room/Hall.
- 7.2.15 No candidate, without the special permission of the Observer or the Invigilator concerned, will leave his/her seat or Examination Room/Hall until the full duration of the paper is over. Candidates must follow the instructions strictly as instructed by the Centre Head/Observer/Invigilators.
- 7.2.16 Please note that only registered candidates will be allowed at the Examination Centre. Friends or relatives accompanying the candidates shall not be allowed entry into the test centre under any circumstances and will not be allowed to contact the candidate while the Examination process is going on.
- 7.2.17 Candidate shall appear at their own cost at the Centre on Date and time as indicated on their Admit Card issued by the NTA. No TA, DA or any accommodation facility will be admissible for appearing in NIFT Entrance Examination – 2026 examination.

- 7.2.18 The candidates are to be governed by the Rules and Regulations/Instruction of the NTA regarding their conduct in the Examination Hall. All cases of unfair means will be dealt with as per rules.
- 7.2.19 Applications for candidates submitting false and fabricated information will be rejected and such candidates will be further debarred from appearing in Examinations conducted by NTA.
- 7.2.20 NTA reserves the right to withdraw permission, granted inadvertently if any, to any candidate who is not eligible to appear in the NIFT Entrance Examination – 2026 even though the Admit Card had been issued by the NTA.
- 7.2.21 In case of any ambiguity in interpretation of any of the instructions/ terms/ rules/ criteria regarding determination of Eligibility/ Conduct of Examination/ Registration of Candidates/ Information contained therein, the interpretation of the NIFT /NTA shall be final and binding.

7.3 Prohibited Materials

Candidates are not allowed to carry any textual material, Calculators, Docu Pen, Slide Rules, Log Tables and Electronic Watches with facilities of calculator, printed or written material, bits of papers, mobile phone, Blue-tooth devices, pager or any other electronic gadget/device etc.

- The candidates are prohibited to bring any kind of electronic gadgets/device in the Examination room/hall.
- If any candidate is in possession of any of the above item, his/ her candidature will be treated as unfair means and lead to cancellation of the current Examination and also debar the candidate for future Examination(s) & the material will be seized.
- Smoking, chewing gutka, spitting etc. in the Examination Room/Hall is strictly prohibited.
- Instrument/Geometry/Pencil box, Handbag, Purse or Any kind of Paper/Stationery, Eatables / Snacks and Tea / Coffee / Cold drinks / Water (loose or packed), Mobile Phone / Earphone / Microphone / Pager / Calculator/ Camera /Tape Recorder, any metallic item or electronic gadgets etc. are NOT allowed in the Examination Room/Hall.
- **Only candidates who are appearing for CAT Exam (2nd shift) will be permitted to carry their Colouring and drawing material in a transparent pencil box. For CAT a physical Sheet/Booklet with space for responses will be provided at the Centre.**

Note: Diabetic students will be allowed to carry eatables like sugar tablets / fruits (like banana / apple / orange) and transparent water bottle to the Examination Hall. However, they will not be allowed to carry packed foods like chocolate/ candy/sandwich etc.

CHAPTER 8 UNFAIR MEANS PRACTICES

8.1 Unfair Means Practices and Breach of Examination Rules

Definition: Unfair Means practices refer to any activity or action that gives a candidate an unfair advantage over others during an examination. As per the **Public Examination (Prevention of Unfair Means Act, 2024)**, the following actions are considered Unfair Means practices:

- a) **Possession of Prohibited Items:** Being in possession of any prohibited item or article that can be used for unfair practices. This includes, but is not limited to, stationery items, communication devices, accessories, eatables, ornaments, or any material (whether relevant or not) related to the examination.
- b) **Impersonation:** Engaging someone to write the examination on the candidate's behalf (either physical or virtual impersonation) or preparing material to aid copying during the examination.
- c) **Wrong Examination Centre:** Attempting to write the examination at a centre other than the one allotted to the candidate.
- d) **Violation of Examination Rules:** Disregarding any examination rules or directives issued by NTA/NIFT in relation to the NIFT Entrance Examination – 2026.
- e) **Assisting Malpractices:** Helping other candidates to engage in malpractices, or giving/receiving assistance in any form, directly or indirectly, or attempting to do so.
- f) **Unauthorized Communication:** Attempting to contact or communicate with any person other than examination staff during the examination, whether physically or through any electronic means.
- g) **Threatening Officials or Candidates:** Threatening any examination official or other candidates connected with the conduct of the examination.
- h) **Use of Undesirable Methods:** Using or attempting to use any unauthorized or illegal methods to influence the examination.
- i) **Manipulation of Examination Documents:** Fabricating or manipulating any official documents related to the examination, such as Confirmation Page, Application Form, Admit Cards, Score Card, Rank Letters, Self-Declaration forms, etc.
- j) **Forceful Entry or Exit:** Forcibly entering or exiting the examination centre or hall.
- k) **Use of Electronic Devices:** Using or attempting to use any electronic device after entering the examination centre, which is prohibited under examination guidelines.
- l) **Affixing Morphed Documents:** Affixing or uploading false, altered, or morphed photographs or signatures on the application form, admit card, or any related documents.

- m) **Disrupting Examination Process:** Creating obstacles or disturbances that interfere with the smooth and fair conduct of the examination.
- n) **Misuse of Scribe or Compensatory Time:** Availing of a scribe and/or compensatory time without fulfilling the required criteria and proper documentation justifying such a request.
- o) **Other Malpractices:** Engaging in any other malpractices, whether explicitly listed here or determined by NTA, that fall under Unfair Means as per the **Public Examination (Prevention of Unfair Means Act, 2024)**.

8.2 Punishment for Unfair Means Practices

As per the **Public Examination (Prevention of Unfair Means Act, 2024)**, if a candidate is found to have engaged in any of the above-mentioned practices during, before, or after the examination, they shall be treated as having committed an **Unfair Means (UFM) offense** and will be subject to the following penalties:

- **Debarment:** The candidate shall be debarred from appearing in future public examinations for a period of up to **3 years**.
- **Criminal Action:** The candidate shall be liable for **criminal action** in accordance with the provisions of the law.
- **Other Disciplinary Actions:** Any additional action deemed appropriate by the examination authorities, in line with the severity of the offense, may also be taken, including cancellation of examination results or other administrative actions.

These provisions aim to ensure the integrity and transparency of the examination process and provide a fair environment for all candidates, as per the regulations outlined in the **Public Examination (Prevention of Unfair Means Act, 2024)**

Disclaimer- The decision of NTA shall be final and binding for declaration of any person / candidate guilty of foregoing or such offence as shall be classified as Unfair Means Case (UMC).

CHAPTER 9 PROCEDURE OF DECLARATION OF RESULT

9.1 Display of Recorded Responses

The NTA will display the Recorded Responses and Question Paper attempted by the candidates on the NTA website <https://exams.nta.nic.in/niftee/> prior to declaration of result. The recorded responses are likely to be displayed for two to three days.

A Public Notice in this regard informing the date/s when the window will open will be hosted on the NTA website.

9.2 Display of Provisional Answer Key for Challenges

The NTA will display the Provisional Answer Key of the questions on the NTA website <https://exams.nta.nic.in/niftee/> to provide an opportunity to the candidates to challenge the Provisional Answer Key. The Answer Keys are likely to be displayed for two to three days.

The Candidates will be given an opportunity to make a challenge online against the Provisional Answer Key, on payment of **₹ 200/- per challenged question**, as a non-refundable processing fee.

The subject experts will examine all the challenges received and then a final Answer Key will be displayed and declared.

The result will be compiled based on the Final Answer Key declared. No grievance regarding Answer Key(s) after Declaration of Result of 2026 will be entertained.

The NTA decision on the challenges shall be final and the result will be declared based on final answer keys.

NTA will not inform the Candidates individually about their challenges.

9.3 Procedure and Criteria for Declaration of Result

Negative marking for incorrect answers, wherever required, shall be applicable as per programme wise scheme of Exam.

On examining the challenges by the subject experts, if it is found that along with the original answer key one more option(s) is correct, then marks will be awarded to all those candidates who have attempted any one of the correct options.

No grievances/ representation with regard to Answer Key(s) after declaration of result will be entertained.

Key Challenge procedure- Only paid challenges made during stipulated time through key challenge link will be considered. Challenges without justification/evidence and those filed on any other medium other than the prescribed link will not be considered.

9.4 Method of resolving Ties for NIFTEE

a) B. Des. / M. Des.

In case two candidates obtain equal overall scores, the marks secured in the test(s) with higher weightage will be compared to break the tie. For B. Des./ M. Des. candidates, if the overall scores are equal, the marks obtained in CAT will be considered first. If the marks in CAT are also identical, the GAT marks will be compared.

If a tie still persists based on equal GAT scores for B. Des. / M. Des. candidates, the marks obtained in individual subjects will be compared in the following order:

1. Communication Ability and English Comprehension
2. Quantitative Ability
3. Analytical and Logical Ability
4. General Knowledge and Current Affairs

b) B.F. Tech./ MFM / M.F. Tech.

In case the equal scores in GAT of two candidates in **B.F. Tech./ MFM/ M.F. Tech**, the marks obtained in individual subjects will be compared in the following order to break the tie:

1. Communication Ability and English Comprehension
2. Quantitative Ability
3. Analytical and Logical Ability
4. General Knowledge and Current Affairs

(c) For Stage–2 (UG/PG): Marks obtained in the **Skill Test / Studio Test / Interview** shall be given preference for making the final merit list and rank. If a tie persists after Stage 2 marks, Point (a)/Point (b) will be followed.

CHAPTER 10

General/ Miscellaneous Provisions

10.1 Procedure for appearing in GAT-Computer Based Test (CBT)

Please read the detailed procedures for Computer Based Test (CBT) - GAT provided at **Annexure-XII**.

10.1.1 Procedure for appearing in CAT- Paper Based Test (PBT)

This test is administered for both UG and PG Design Programmes to judge the intuitive ability, power of observation in concept development and design ability of the candidate. An important aspect of the test is the creative and innovative use of Colour and illustration skills.

Candidates who try to disclose their identity by writing any personal details including details/logo of coaching centre etc. or place any identification mark on the answer sheet shall be 'DISQUALIFIED' and the result of these candidates shall not be declared.

10.1.2 Caution Notice and Non-Disclosure Agreement

10.1.2.1 Caution Notice

10.1.2.2 Candidates are advised to refer to website(s) <https://exams.nta.nic.in/NIFT> www.nta.ac.in / www.nift.ac.in for authentic information and periodic updates about NIFT Entrance Examination for Admissions-2026.

10.1.2.3 Candidates are advised not to be allured by various claims of any party or person or institute for qualifying NIFT Entrance Examination – 2026 securing seat.

10.1.2.4 Candidates are advised to bring any such information to the notice to NTA by e-mail on nift@nta.ac.in.

10.1.3 Non-Disclosure Agreement (NDA)

10.1.3.1 NIFT Entrance Examination-2026 is a proprietary Examination and is conducted by NTA. The contents of this exam are confidential, proprietary and are owned by NTA/ NIFT and explicitly prohibits the candidate from publishing, reproducing or transmitting any or some contents of this test, in whole or in part, in any form or by any means, verbal or written, electronic or mechanical or through Hangouts, Blogs etc. using either one's own account or proxy account(s), for any purpose.

10.1.3.2 By registering for the **NIFT Entrance Examination-2026**, candidates are covered by Non-Disclosure Agreement (NDA). As per NDA, candidates can not disclose any question or contents of question paper in part or otherwise with any person or party or website or such other media/publication. Any act in breach of the NDA shall be liable for penal action as per law. Kindly note that this is a punishable offence and shall lead to cancellation of candidature.

10.1.3.3. Violation of any act or breach of the same shall be liable for penal action and cancellation of the candidature at the bare threshold.

CHAPTER 11

Correspondence with NTA

11.1 Correspondence with NTA

All the correspondence should be addressed by e-mail to NTA on nift@nta.ac.in. The email query shall be addressed only if it is not anonymous and contains the name, Registration/ Application No, postal address and contact number of the sender. An email containing vague or general queries and other queries as contained in the Information Bulletin shall not be entertained. Queries shall not be entertained by the person claiming to be representatives, associates or officiates of the applicant candidate. The following information shall not be revealed by phone or email:

- a. Internal documentation/ status.
- b. Internal decision-making process of NTA. Any claim/ counter claim thereof.
- c. Dates & venue of internal meetings or name of the staff/officers dealing with it.
- d. Any information which in the opinion of NTA cannot be revealed.

11.2 NTA Weeding Out Rules

The record of **NIFT Entrance Examination-2026** will be preserved up to 90 days from the date of declaration of result.

11.3 Legal Jurisdiction

All disputes pertaining to the conduct of the **NIFT Entrance Examination-2026** including Results shall fall within the **jurisdiction of Delhi/New Delhi** only. Further, any grievance/representation arising out of the Result shall be entertained only when raised within 30 days from the declaration of the result. Further, the copy of the Legal Notice or Writ Petition/ Petition/Appeal/ Reply may be served to NTA only through: legal@nta.ac.in

The Director (Administration) of the NTA shall be the official by whose designation the NTA may sue or be sued.

11.4 RTI

Information uploaded on the website shall not be provided to the candidate or any other person under the R.T.I. Act, 2005. The information uploaded on the website shall remain for a specific period only. Therefore, the candidates are advised to download the uploaded information and keep with them for future. In the course of examination or in midway of process, nor any application under the Right to Information Act, 2005 shall be entertained nor information will be provided.

ANNEXURE-I: PAYMENT OF EXAM FEE - PROCEDURE/ MODE / SERVICE PROVIDER(S), SERVICES CHARGES AND HELPDESK

After completing Step-2 of Online Application Form, candidates may remit the examination fee (Step-3) by choosing the following options:

Online Mode i.e. Debit/ Credit Card/ UPI or internet banking through any of the payment gateway of IDBI Bank:

- Check the validity of the Debit/Credit Card and keep it ready with you while logging on to website for submitting application form. Candidate should enter the information asked for and make payment through Debit/ Credit Card.
- Through Net Banking, check the balance in your account and keep all credentials ready with you while logging on to the website to submit application form. Candidate should Login with his/her credentials of net banking and make payment through Net Banking.

Please select any Mode of Payment/ Service Provider (Service & other charges as applicable per transaction to be paid by the candidate to the concerned Bank/ Payment Gateway Integrator): -

Payment Modes, Charges and Helpline No-

CANARA BANK

(a) If paying through Canara Bank:

Level	Name	Email ID
1.	Help Desk	pgsupport@billdesk.com; dssrosdel@canarabank.com ; tmscodel@canarabank.com; cb0268@canarabank.com;
2.	Complaint Management Services	pgsupport@billdesk.com dssrosdel@canarabank.com ; tmcodel@canarabank.com; cb0268@canarabank.com
3.	Customer Care	pgsupport@billdesk.com dssrosdel@canarabank.com ; tmcodel@canarabank.com; cb0268@canarabank.com

(b) If Paying through ICICI Bank:

Level	Name	Email ID	Contact Number
1.	Customer support Helpline number (9AM to 6PM)	pgsupport.ind@worldline.com	18602332332

(a) NTA Helpdesk Contact details (incase the payment related issues are not resolved through the above-mentioned Helplines of the concerned Bank/ Payment Gateway Integrator):

Email: nift@nta.ac.in

Contact No (NTA): 011-40759000, 011- 69227700

Contact No. (NIFT) – 9310075593, 9310076577, 9310078175

2. Procedure to raise payment related Grievance:

After successful completion of Step-3, Confirmation Page of the Application Form, should be downloaded and a printout of the same may be retained for future reference. The Confirmation Page of the online Application Form could be generated **only after successful payment by the Candidate.**

In case the Confirmation Page is not generated after payment of prescribed Fee, then the candidate should approach the concerned Bank/ Payment Gateway integrator (in the helpline number and email given in **Annexure-I** of the Information Bulletin for ensuring the successful payment.

Despite the above, if successful transaction is not reflected on the Portal, the candidate may contact NTA Helpline. If the payment issue is still not resolved, the candidate may pay second time.

However, any duplicate payment received from the candidate by NTA in course of said transactions will be refunded through the same payment mode through which the duplicate payment is received, after fee reconciliation by NTA.

Information to be provided by the Candidate while raising any payment related query/grievance through QRS /email / Helplines:

- a. Name of the Bank and / or payment Gateway.*
- b. Date and time of the transaction*
- c. Transaction Number*
- d. Bank Reference Number*
- e. Proof of transaction*
- f. Screenshot from the payment portal (in case of payment failure).*

ANNEXURE-II : THE SYLLABUS AND SCHEME OF NIFT ENTRANCE EXAMINATION – 2026

The Syllabus and Scheme of Examination are available in **NIFT Prospectus for Admissions-2026**, which is available on the NIFT website.

Programmes offered:

1. Bachelor of Design (B.Des.) Programmes

- | | |
|--|--|
| <ul style="list-style-type: none"> ❖ <i>Accessory Design</i> ❖ <i>Fashion Design</i> ❖ <i>Fashion Communication</i> ❖ <i>Fashion Interiors</i> | <ul style="list-style-type: none"> ❖ <i>Knitwear Design</i> ❖ <i>Leather Design</i> ❖ <i>Textile Design</i> |
|--|--|

2. Bachelor of Fashion Technology (Apparel Production) (B.F.Tech.) Programme

3. Master of Design (M.Des.)

4. Master of Fashion Management (M.F.M)

5. Master of Fashion Technology (M.F.Tech.)

6. Ph.D.

The National Testing Agency will not provide the copy of syllabus to any stakeholder.

Subject Wise Distribution for Each Programme

S. No.	Programme	Total Qs	Communication Ability and English Comprehension	Quantitative Ability (Sec A)	Analytical and Logical Ability (Sec A)	General Knowledge and Current Affairs	Quantitative Ability (Sec B)	Analytical and Logical Ability (Sec B)	Case Study (Sec B)	CAT (PBT)
1	Bachelor of Design	100	40	20	15	25	NA	NA	NA	3
2	Bachelor of Fashion Technology	150	40	20	15	25	15	15	20	NA
3	Bachelor of Fashion Technology and Bachelor of Design	150	40	20	15	25	15	15	20	3
4	Bachelor of Design (NLEA)	100	40	20	15	25	NA	NA	NA	NA
5	Bachelor of Fashion Technology (NLEA)	150	40	20	15	25	15	15	20	NA
6	Master of Design	120	50	20	25	25	NA	NA	NA	3
7	Master of Fashion Management	150	50	20	25	25	NA	NA	30	NA
8	Master of Fashion Management and Master of Design	150	50	20	25	25	NA	NA	30	3
9	Master of Fashion Technology	150	45	30	25	25	NA	NA	25	NA

ANNEXURE-III: LIST OF EXAM CITIES FOR NIFT ENTRANCE EXAMINATION – 2026

S. No.	State	City	City Code
1	Andaman and Nicobar Islands	Port Blair	AN01
2	Andhra Pradesh	Kurnool	AP10
3	Andhra Pradesh	Rajahmundry	AP13
4	Andhra Pradesh	Tirupathi	AP16
5	Andhra Pradesh	Vijayawada	AP17
6	Andhra Pradesh	Visakhapatnam	AP18
7	Arunachal Pradesh	Itanagar	AL01
8	Assam	Guwahati	AM02
9	Bihar	Bhagalpur	BR02
10	Bihar	Gaya	BR05
11	Bihar	Muzaffarpur	BR06
12	Bihar	Patna	BR07
13	Chandigarh	Chandigarh/Panchkula/Mohali	CH01
14	Chhattisgarh	Durg/Bhilai	CG01
15	Chhattisgarh	Bilaspur (CG)	CG02
16	Chhattisgarh	Raipur	CG03
17	Delhi	Delhi NCR	DL01
18	Goa	Panaji	GO01
19	Gujarat	Ahmedabad/Gandhinagar	GJ01
20	Gujarat	Rajkot	GJ10
21	Gujarat	Surat	GJ11
22	Gujarat	Vadodara	GJ12
23	Haryana	Hisar	HR05
24	Himachal Pradesh	Shimla	HP06
25	Himachal Pradesh	Hamirpur	HP03
26	Jammu and Kashmir	Jammu	JK02
27	Jammu and Kashmir	Srinagar	JK04
28	Jharkhand	Dhanbad	JH02
29	Jharkhand	Jamshedpur	JH03
30	Jharkhand	Ranchi	JH04
31	Karnataka	Bengaluru	KK20
32	Karnataka	Mangaluru (Mangalore)	KK12
33	Karnataka	Mysuru (Mysore)	KK14
34	Kerala	Kochi	KL23
35	Kerala	Ernakulam/Alappuzha	KL04
36	Kerala	Kannur	KL07
37	Kerala	Kollam	KL09
38	Kerala	Kottayam	KL11
39	Kerala	Kozhikode	KL12
40	Kerala	Thiruvananthapuram	KL17
41	Kerala	Thrissur	KL18
42	Ladakh	Leh	LL01
43	Madhya Pradesh	Bhopal	MP03
44	Madhya Pradesh	Gwalior	MP06
45	Madhya Pradesh	Indore/Ujjain	MP07
46	Madhya Pradesh	Jabalpur	MP08
47	Madhya Pradesh	Sagar	MP12
48	Madhya Pradesh	Satna	MP13
49	Maharashtra	Amravati	MR03
50	Maharashtra	Chhatrapati Sambhaji Nagar	MR04
51	Maharashtra	Kolhapur	MR14
52	Maharashtra	Mumbai/Navi Mumbai/Thane	MR16
53	Maharashtra	Nagpur	MR17

S. No.	State	City	City Code
54	Maharashtra	Nashik	MR19
55	Maharashtra	Pune	MR22
56	Manipur	Imphal	MN01
57	Meghalaya	Shillong	MG01
58	Mizoram	Aizawl	MZ01
59	Nagaland	Kohima	NL02
60	Odisha	Balasore	OR02
61	Odisha	Berhampur-Ganjam	OR03
62	Odisha	Bhubaneswar	OR04
63	Odisha	Sambhalpur	OR09
64	Punjab	Amritsar	PB01
65	Punjab	Jalandhar	PB04
66	Punjab	Ludhiana	PB05
67	Rajasthan	Jaipur	RJ06
68	Rajasthan	Jodhpur	RJ07
69	Rajasthan	Kota	RJ08
70	Rajasthan	Udaipur	RJ11
71	Rajasthan	Sikar	RJ09
72	Sikkim	Gangtok	SM01
73	Tamil Nadu	Chennai	TN01
74	Tamil Nadu	Coimbatore	TN02
75	Tamil Nadu	Cuddalore	TN03
76	Tamil Nadu	Madurai	TN08
77	Tamil Nadu	Nagercoil	TN06
78	Tamil Nadu	Puducherry	PO01
79	Tamil Nadu	Salem	TN11
80	Tamil Nadu	Thanjavur	TN12
81	Tamil Nadu	Tiruchirappalli	TN14
82	Tamil Nadu	Vellore	TN18
83	Telangana	Hyderabad	TL01
84	Telangana	Warangal	TL07
85	Tripura	Agartala	TA01
86	Uttar Pradesh	Agra	UP01
87	Uttar Pradesh	Gorakhpur	UP08
88	Uttar Pradesh	Kanpur	UP11
89	Uttar Pradesh	Lucknow	UP12
90	Uttar Pradesh	Meerut	UP14
91	Uttar Pradesh	Prayagraj (Allahabad)	UP03
92	Uttar Pradesh	Varanasi	UP18
93	Uttar Pradesh	Bareilly	UP04
94	Uttarakhand	Dehradun	UK01
93	Uttarakhand	Haldwani	UK02
96	Uttarakhand	Roorkee	UK06
97	West Bengal	Asansol	WB01
98	West Bengal	Durgapur	WB04
99	West Bengal	Kolkata	WB10
100	West Bengal	Siliguri	WB11

Note:

1. NTA reserves the right to change any of the above-mentioned cities that may have been opted by any candidate in his/ her online Application Form, at a later stage due to logistic reasons and may allot another city to him/her from his/ her choices of cities, given in the online Application Form.
2. Choice of examination cities displayed to the candidates filled during the Online Application Form of NIFTEE 2026

ANNEXURE IV: CERTIFICATE REGARDING PHYSICAL LIMITATION TO WRITE IN AN EXAMINATION

Affix Passport size
Photograph of the
candidate (same as
uploaded on the
Online Application
Form) duly attested
by the issuing
authority

Certificate No. _____ Dated _____

This is to certify that Mr./Ms. _____

Aged _____ Years, Son / Daughter of Mr. / Mrs. _____

R/o _____

with Application No. _____ and

Roll No. _____, has the following Disability (name of the Specified Disability)

_____ in (percentage) of _____ (in words) _____ (in Figures).

• **Please tick on the “Specified Disability”**

(Assessment may be done on the basis of Gazette of India. Extraordinary, Part-II, Section 3 Sub-section (ii), Ministry of Social Justice and Empowerment)

S. No.	Category	Type of Disability	Specified Disability
1.	Physical Disability	Locomotor Disability	a. Leprosy cured person, b. cerebral palsy, c. dwarfism, d. muscular dystrophy, e. acid attack victims.
		Hearing Impairment	a. deaf, b. hard of hearing
		Speech & Language Disability	Permanent disability arising out of conditions such as laryngectomy or aphasia affecting one or more components of speech and language due to organic or neurological causes.
2.	Intellectual Disability		a. specific learning disabilities/perceptual disabilities: Dyslexia, Dysgraphia, Dyscalculia, Dyspraxia & Developmental Aphasia) b. autism spectrum disorder
3.	Mental Behaviour		a. mental illness
4.	Disability caused due to	i. Chronic Neurological Conditions	a. multiple sclerosis b. Parkinson's disease
		ii. Blood disorder	a. Haemophilia, b. Thalassemia, c. Sickle cell disease
5.	Multiple Disabilities		More than one of the above specified disabilities including deaf blindness

This is to further certify that he/she has physical limitation which hampers his/her writing capabilities to write the Examination owing to his/her disability.

Signature

Name: _____

Chief Medical Officer/Civil Surgeon/Medical
Superintendent Government Health Care Institution
with Seal

ANNEXURE V: Letter of Undertaking for Using Own Scribe

I _____, a candidate with _____ (name of the disability) appearing for the _____ (name of the examination) bearing Roll No. _____ at _____ (name of the centre) in the District _____, _____ (name of the State). My qualification is _____.

I do hereby state that _____ (name of the scribe) will provide the service of scribe/reader/lab assistant for the undersigned for taking the aforesaid examination.


I do hereby undertake that his qualification is _____. I also certify that his/her qualification is at least one level below mine.

I further certify that the scribe whose photograph and particulars are mentioned below.

(Signature of the candidate with Disability)

Place:

Date:



(Self- Attested Photograph)

Name of Scribe	ID of the Scribe	ID Number

ANNEXURE VI: Certificate for person with specified disability covered under the definition of Section 2 (s) of the RPwD Act, 2016 but not covered under the definition of Section 2(r) of the said Act, i.e. persons having less than 40% disability and having difficulty in writing

1. This is to certify that, we have examined Mr./Ms./Mrs. (name of the candidate), S/o/D/o of a resident of (Vill/PO/PS/District/State), aged..... yrs, a person with..... (nature of disability/condition), and to state that he/she has limitation which hampers his/her writing capability owing to his/her above condition. He/ she requires support of scribe for writing the examination.
2. The above candidate uses aids and assistive device such as prosthetics & orthotics, hearing aid (name to be specified) which is/are essential for the candidate to appear at the examination with the assistance of scribe.
3. This certificate is issued only for the purpose of appearing in written examinations conducted by examination agencies as well as academic institutions and is valid up to (it is valid for maximum period of six months or less as may be certified by the medical authority)

Signature of Medical Authority

(Signature & Name)	(Signature & Name)	(Signature & Name)	(Signature & Name)	(Signature & Name)
Orthopaedic/PMR specialist	Clinical Psychologist/Rehabilitation Psychologist/Psychiatrist/Special Educator	Neurologist (if available)	Occupational Therapist (if available)	Other Expert as nominated By the Chairperson (if any)
(Signature & Name)				
Chief Medical Officer.....	Officer/Chairperson	Civil Surgeon/Chief	District	Medical

Name of Government Hospital/Health _____

Care Centre with Seal _____

Place:

Date:

ANNEXURE- VII: Letter of Undertaking by the person with specified disability covered under the definition of Section 2 (s) of the RPwD Act, 2016 but not covered under the definition of Section 2(r) of the said Act, i.e. persons having less than 40% disability and having difficulty in writing

1. I _____, a candidate with _____ (nature of disability/condition) appearing for the _____ (name of the examination) bearing Roll No. _____ at _____ (name of the centre) in the District _____, _____ (name of the State). My educational qualification is _____.

2. I do hereby state that _____ (name of the scribe) will provide the service of the scribe for the undersigned for taking the aforementioned examination.

I do hereby undertake that his qualification is _____. I also certify that his/her qualification is at least one level below mine.

In case, subsequently it is found that his qualification is not as declared by the undersigned and is beyond my qualification. I shall forfeit my right to the post or certificate/diploma/degree and claims relating thereto.

(Signature of the candidate)

(counter signature by the parent/guardian, if the candidate is minor)

Place:

Date:

ANNEXURE-VIII

ATTESTATION FORM (For 'Result Awaited' Candidates only)

I certify that the information given by the candidate Shri/Smt./Kum_____ has been verified by me with reference to records of the University / Institute / School.

For UG Candidate under Result Awaited:

It is further certified that the said candidate is presently pursuing _____ (mention the class (10+2)/course) since (mention date / month / year)___/___/_____,and is eligible to appear under Result Awaited category as laid down in the eligibility criteria.

For PG Candidate under Result Awaited:

It is further certified that the said candidate is presently pursuing _____ (mention the degree/course) and presently in _____/_____ (mention year / semester, e.g. 4thyear/7thsemester) since (mention date / month / year)___/___/_____,and is eligible to appear under Result Awaited category as laid down in the eligibility criteria.

Signature of the Head of Dept./Institute

Rubber stamp/seal

Name:_____

Designation:_____

Rubber Stamp /Seal:

Note: This is to be submitted at the time of counselling or admission. It is not to be uploaded in the online Application Form.

Artisans Category and NRI candidates have to upload this in the online Application Form.

ANNEXURE-IX: FORMAT OF OBC (NCL) CERTIFICATE

FORM OF CERTIFICATE TO BE PRODUCED BY OTHER BACKWARD CLASSES APPLYING FOR APPOINTMENT TO POSTS/ ADMISSION TO CENTRAL EDUCATIONAL INSTITUTIONS, UNDER THE GOVERNMENT OF INDIA

This is to certify that Shri/Smt./Km. _____ Son/Daughter of Shri/Smt _____ of Village/Town _____ District/Division _____ in the State/ Union Territory _____ belongs to the _____ Community which is recognized as a backward class under:

- (i) Resolution No.12011/68/93-BCCI dated 10/09/93 published in the Gazette of India Extraordinary Part I Section I No.186 dated 13/09/93.
- (ii) Resolution No.12011/9/94-BCC dated 19/10/94 published in the Gazette of India Extraordinary Part I Section I No.163 dated 20/10/94.
- (iii) Resolution No. 12011/7/95-BCC dated 24/05/95 published in the Gazette of India Extraordinary Part I Section I No. 88 dated 25/05/95.
- (iv) Resolution No.12011/96/94-BCC dated 9/03/96.
- (v) Resolution No.12011/44/96-BCC dated 6/12/96 published in the Gazette of India Extraordinary Part I Section I No.210 dated 11/12/96.
- (vi) Resolution No.12011/13/97-BCC dated 03/12/97.
- (vii) Resolution No.12011/99/94-BCC dated 11/12/97.
- (viii) Resolution No.12011/68/98-BCC dated 27/10/99.
- (ix) Resolution No.12011/88/98-BCC dated 6/12/99 published in the Gazette of India Extraordinary Part I Section I No.270 dated 06/12/99.
- (x) Resolution No.12011/36/99-BCC dated 04/04/2000 published in the Gazette of India Extraordinary Part I Section I No.71 dated 04/04/2000.
- (xi) Resolution No.12011/44/99-BCC dated 21/09/2000 published in the Gazette of India Extraordinary Part I Section I No.210 dated 21/09/2000.
- (xii) Resolution No.12015/9/2000-BCC dated 06/09/2001.
- (xiii) Resolution No.12011/1/2001-BCC dated 19/06/2003.
- (xiv) Resolution No.12011/4/2002-BCC dated 13/01/2004.
- (xv) Resolution No. 12011/9/2004-BCC dated 16/01/2006 published in the Gazette of India Extraordinary Part I Section I No. 210 dated 16/01/2006.
- (xvi) Resolution No. 12011/14/2004-BCC dated 12/03/2007 published in the Gazette of India Extraordinary Part I Section I No. 67 dated 12/03/2007.
- (xvii) Resolution No.12015/2/2007-BCC dated 18/08/2010.
- (xviii) Resolution No.12015/13/2010-BCC dated 08/12/2011.

Shri/Smt./Km. _____ and/or _____ his/her family ordinarily reside(s) in the _____ District/Division of the _____ State/Union Territory. This is also to certify that he/she does not belong to the persons/sections (Creamy Layer) mentioned in Column 3 of the Schedule to the Government of India, Department of Personnel & Training O.M. No. 36012/22/93-Estt. (SCT) dated 08/09/93 which

is modified vide OM No. 36033/3/2004 Estt. (Res.) dated 09/03/2004, further modified vide OM No.36033/3/2004-Estt. (Res.) dated 14/10/2008, again further modified vide OM No. 36036/2/2013-Estt (Res) dated 30/5/20 which is notification of the Government of India.

Dated: _____

District Magistrate / Deputy
Commissioner / Any other
Competent Authority Seal

NOTE:

- (a) The term 'Ordinarily resides' used here will have the same meaning as in Section 20 of the Representation of the People Act, 1950.
- (b) The authorities competent to issue Caste Certificates are indicated below:
 - (i) District Magistrate / Additional Magistrate / Collector / Deputy Commissioner / Additional Deputy Commissioner / Deputy Collector / 1st Class Stipendiary Magistrate / Sub-Divisional magistrate / Taluka Magistrate / Executive Magistrate / Extra Assistant Commissioner (not below the rank of 1st Class Stipendiary Magistrate).
 - (ii) Chief Presidency Magistrate/ Additional Chief Presidency Magistrate/ Presidency Magistrate.
 - 1. Revenue Officer not below the rank of Tehsildar' and
 - 2. Sub-Divisional Officer of the area where the candidate and/ or his family resides.

ANNEXURE- X: FORMAT OF SC/ST CERTIFICATE

1. This is to certify that Shri/Smt.* /Kumari*

 of Of village/town*
 in District/Division*
 of the State/Union Territory*
 Belong to the
Caste/Tribe* which is recognized as a **Scheduled**

Caste/Scheduled Tribe* under:

- *The Constitution (Scheduled Castes) Order, 1950
- *The Constitution (Scheduled Tribes) Order, 1950
- *The Constitution (Scheduled Castes) (Union Territories) Order, 1951
- *The Constitution (Scheduled Tribes) (Union Territories) Order, 1951
- {As amended by the Scheduled Castes and Scheduled Tribes Lists (Modification Order) 1956, the Bombay Reorganization Act, 1960, the Punjab Reorganization Act 1966, the State of Himachal Pradesh Act, 1970, the North-Eastern Areas (Reorganization) Act, 1971 and the Scheduled Castes and Scheduled Tribes Orders (Amendment) Act, 1976}
- *The Constitution (Jammu & Kashmir) Scheduled Castes Order, 1956;
- *The Constitution (Andaman & Nicobar Islands) Scheduled Tribes Order, 1959, as amended by the Scheduled Castes and Scheduled Tribes Orders (Amendment) Act 1976;
- *The Constitution (Dadra and Nagar Haveli) Scheduled Castes Order, 1962;
- *The Constitution (Dadra and Nagar Haveli) Scheduled Tribes Order, 1962;
- *The Constitution (Pondicherry) Scheduled Castes Order, 1964;
- *The Constitution (Uttar Pradesh) Scheduled Tribes Order, 1967;
- *The Constitution (Goa, Daman and Diu) Scheduled Castes Order, 1968;
- *The Constitution (Nagaland) Scheduled Tribes Order, 1970
- *The Constitution (Sikkim) Scheduled Castes Order, 1978
- *The Constitution (Sikkim) Scheduled Tribes Order, 1978
- *The Constitution (Jammu and Kashmir) Scheduled Tribes Order, 1989
- *The Constitution (Scheduled Castes) Orders (Amendment) Act, 1990
- *The Constitution (Scheduled Tribes) Order Amendment Act, 1991
- *The Constitution (Scheduled Tribes) Order Second Amendment Act, 1991

2. This certificate is issued on the basis of the Scheduled Castes/Scheduled Tribes Certificate issued to Shri/Smt* father/mother* of Shri /Smt. Kumari
 Of Village/town* in
 District/Division* of the State/Union Territory*
 who belongs to the Caste/Tribe* which is recognized as
 Scheduled Caste /Scheduled Tribe* in the State/Union
 Territory*
 issued by the
 Dated

3. Shri/Smt*/Kumari* and/or* his/her family ordinarily reside(s) in village/town* of District/Division* of the State/Union Territory of.....

Signature
Designation.....
(With seal of Office)

Place :

State

Date :

Union Territory

NOTE: The term “Ordinarily resides” used here will have the same meaning as in Section 20 of the Representation of the Peoples Act, 1950.

*Please delete the words which are not applicable.

AUTHORITIES EMPOWERED TO ISSUE SCHEDULED CASTE/SCHEDULED TRIBE CERTIFICATES

{G.I. Dept. of Per. & Trg. O.M. No. 3012//88-Estt. (SCT), (SRD III) dated 24.04.1990}

The under mentioned authorities have been empowered to issue Caste Certificates of verification:

1. District Magistrate/Additional District Magistrate/Collector/Deputy Commissioner/ Additional Deputy Commissioner/Deputy Collector/First class Stipendiary Magistrate/Sub Divisional Magistrate/Taluka Magistrate/Executive Magistrate/Extra Assistant Commissioner.
2. Chief Presidency Magistrate/Additional Chief Presidency Magistrate/Presidency Magistrate.
3. Revenue Officer not below the rank of Tehsildar
4. Sub-Divisional Officer of the area where the candidate and/or his/her family normally resides

ANNEXURE- XI: FORMAT OF EWS CERTIFICATE

Government of India
(Name & Address of the authority issuing the certificate)

INCOME & ASSET CERTIFICATE TO BE PRODUCED BY ECONOMICALLY WEAKER SECTIONS

Certificate No. _____ Date _____

VALID FOR THE YEAR _____

1. This is to certify that Shri/Smt./Kumari _____ son / daughter / wife of _____ permanent resident of _____, Village / Street

_____ Post Office _____ District _____
_____ in the State / Union Territory _____ Pin Code _____

_____ Whose photograph is attested below belongs to Economically Weaker Sections, since the gross annual income* of his/ her 'family'** is below Rs. 8 Lakh (Rupees Eight Lakh only) for the financial year His/ her family does not own or possess any of the following assets ***:

- I. 5 acres of agricultural land and above;
 - II. Residential flat of 1000 sq. ft. and above;
 - III. Residential plot of 100 sq. yards and above in notified municipalities;
 - IV. Residential plot of 200 sq. yards and above in areas other than the notified municipalities.
2. Shri/Smt./Kumari _____ belongs to the _____ caste which is not recognized as a Scheduled Caste, Scheduled Tribe and Other Backward Classes (Central List).

Signature with seal of Office _____ Name _____

Recent Passport size
attested photograph of
the applicant

Designation _____

*Note 1: Income covered all sources i.e. salary, agriculture, business, profession etc.

** Note 2: The term "Family" for this purpose include the person, who seeks benefit of reservation, his/ her parents and siblings below the age of 18 years as also his/her spouse and children below the age of 18 years.

***Note 3: The property held by a "Family" in different locations or different places/cities have been clubbed while applying the land or property holding test to determine EWS status.

ANNEXURE- XII: PROCEDURE FOR APPEARING IN COMPUTER BASED TEST (CBT)

1. Duration of the test time is as follows:

Programmes	Test	Test Timings (Tentative)
Bachelor of Design	GAT	10:00 AM to 12:00 Noon
	CAT	03:00 PM to 06:00 PM
Bachelor of Design (NLEA)	GAT	10:00 AM to 12:00 Noon
Bachelor of Fashion Technology	GAT	10:00 AM to 01:00 PM
Bachelor of Fashion Technology (NLEA)	GAT	10:00 AM to 01:00 PM
Bachelor of Fashion Technology and Bachelor of Design	GAT	10:00 AM to 01:00 PM
	CAT	03:00 PM to 06:00 PM
Master of Design	GAT	10:00 AM to 12:00 Noon
	CAT	03:00 PM to 06:00 PM
Master of Fashion Management	GAT	10:00 AM to 01:00 PM
Master of Fashion Management and Master of Design	GAT	10:00 AM to 01:00 PM
	CAT	03:00 PM to 06:00 PM
Master of Fashion Technology	GAT	10:00 AM to 01:00 PM

- The GAT Paper will be **Bilingual i.e. Hindi and English**. Candidates are required to answer in the medium as per option exercised in the online Application Form. In case of any ambiguity between Hindi and English version due to translation, English version would be treated as final.
- Each question has four options. Candidates need to select one of the options, as answer of each question.
- Use of calculator is NOT permitted.
- Rough work has to be done only on the sheets provided to you at the centre. You should write your roll number and name on them, before using them. You should drop them in the drop box while leaving. Failure to drop them would be treated as an act of unfair means.
- You are not allowed to carry Mobile Phones or any other Electronic Device inside the exam Lab.
- Candidates found copying or resorting to any unfair means (UFM) are liable to be disqualified from this and future examinations conducted by NTA.
- Candidates are advised to contact the Exam Centre Head in case of any technical issue.
- Candidates are not allowed to leave the examination hall/Centre, when examination is in process, even if they have finished their test.**
- You can login by entering Roll No. and Password. Password will be announced by the Invigilator in the exam hall, 5 minutes before commencement of the exam.
- Once you login, you will find your Roll Number, name and two photographs (one that you uploaded on while applying and the other taken at the centre, before the test, on the day of the exam) will appear on the screen. In case of any mismatch, please bring to the notice of the Invigilator.
- Please go through the instructions, Point-wise.
- After going through the instructions check mark the declaration and proceed for taking the test.
- In the Centre of the Test Screen, you'll find the Question along with 4 options. On the left-hand side of the test screen, you'll see the Questions Palette.
- The questions will be displayed on the screen, one at a time, with their respective four options.

16. The clock will be set at the server. The countdown timer in the top right corner of screen will display the remaining time available for you to complete the examination. When the timer reaches zero, the examination will end by itself. You will not be required to end or submit your examination.
17. The Question Palette displayed on the left side of screen will show the status of each question using one of the following symbols:

The different symbols used in the test are shown below. Please go through them and understand their meanings before you start the test.

Symbol	Description
	Option Not chosen
	Option chosen as correct (By clicking on it again you can delete your option and choose another option if desired.)
	Question number shown in blue color indicates that you have not yet attempted the question.
	Question number shown in green color indicates that you have answered the question.
	You have not yet answered the question, but marked it for coming back for review later, if time permits.
	You have answered the question, but marked it for review later, if time permits.
	Clicking on this will take you to the next question.
	Clicking on this will take you to the previous question.
	By clicking on this button, you can mark the question for review later. Please note that if you answer the question and mark for review, the question will be treated as answered and evaluated even if you do not review it.
	By clicking on this button, you can unmark the question for review







18. The Marked for Review status for a question simply indicates that you would like to look at that question again. Questions which are marked “Answered and Marked for Review” will be automatically saved and evaluated even if the flag is not removed.

Navigating to a Question:


19. Click on the question number in the Question Palette at the left of your screen to go to that numbered question directly.
20. You can click on the button on the top of the question window to go to the next question. You can click on the button which appears on the left side of question window for going back to the previous question.
21. **Your answer to a question is automatically saved, when you click on the button on the top right-hand corner of the question window. Please note that there is no separate SAVE button.**

Answering a Question:

22. Procedure for answering a multiple-choice type question:

- a. To select your answer, click on the  button of one of the options.
- b. To de-select your chosen answer, click on the  button of the chosen option again.
- c. To change your chosen answer, click on the  button of another option.
- d. You can click  on the top left-hand side of the question window when you want to come back to that question later on, whether you have answered it or not and proceed to other questions.
- e. When you answer any question , the status of the question changes automatically to "Answered".
- f. You can click on  when you want to change the status and freeze the answer already given or answer the question.

Navigating through sections:

23. Sections in this question paper are displayed on left hand side of the screen. Questions in a section can be viewed by clicking on the section name.
24. After clicking the  button on the last question for a section, you will automatically be taken to the first question of the next section.
25. You can shuffle between sections and questions anytime during the examination as per your convenience only during the time stipulated.
26. You can view the section summary as part of the legend that appears in every section below the question palette.



Instructions regarding evaluation:

27. Note that ONLY Questions which are "Answered" or "Answered and marked for review" after answering will be considered for evaluation.
28. The un-attempted questions will be considered as zero marks in the evaluation.
29. The test will end automatically as soon as the duration of the test expires.

ANNEXURE- XIII: REPLICA OF APPLICATION FORM

The Replica of the all five types of online Application Forms is available on the NIFTEE 2026 portal i.e. <https://exams.nta.nic.in/niftee/>

INFORMATION BULLETIN



राष्ट्रीय परीक्षा एजेंसी
National Testing Agency
Excellence in Assessment

**An Autonomous Organization under the Department of Higher Education,
Ministry of Education, Government of India**

First Floor, NSIC-MDBP Building, Okhla Industrial Estate, New Delhi, 110020
011-40759000, 69227700